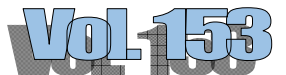


The logo for 'Dickens' is displayed in a stylized, white, lowercase font with a small crown above the 'i', set against a dark blue rectangular background.The word 'NEWSLETTER' is written in large, bold, uppercase letters. Each letter is filled with a different newspaper clipping, showing various headlines and images.The date 'MAY 2024' is written in a bold, yellow, sans-serif font with a slight shadow effect.The text 'Vol 153' is written in a blue, sans-serif font with a slight shadow effect.The text 'Letter from the Editor' is written in a white, italicized, serif font on a dark blue rectangular background.

Dear colleagues,

Hope you are all fine and I guess working hard on marking the first round of tests. Incredible as it may seem, we are starting the fifth month of the year; for sure, time flies!

Have you heard the news? Isn't it fantastic! Cambridge Qualifications offers us Digital Examinations! What exactly does this mean?

Our students have the privilege of being offered the same Cambridge paper-based exams that test knowledge and skills in a digital format. What is the advantage?

A) The speed at which the results of the exams are delivered: 5 to 10 working days! So if you have students waiting for their certificate to get a job, start a course, or whatever, these examinations are the answer.

B) These examinations are flexible! They are available 365 days in a year. Dickens will be running them every week all year long!

You may have students repeating a year and ready to sit for an exam before the rest, or students who need to sit before for many reasons. These exams are definitely the answer.

C) Digital Exams help students focus on their exams and control their exams without fear of copied answers.

Can you think of more benefits? Fast, Flexible, Preferred., same quality exams but with more benefits.

In this newsletter, you will find information as to who will be at your disposal to answer all your questions.

I am so excited for you. I would love to have been a teacher these days.

Don't waste this opportunity, GO FOR IT!

Sofia, Manuel, Andrea, Teresa and I wish you and your students all the very best.

Love,

A handwritten signature in black ink that reads 'Monica'.

Featuring...

- EVENTS
- TESTS & FINAL EXAMS
- INTERNATIONAL EXAMS
- PROFESSIONAL DEVELOPMENT
- TEACHING RESOURCES & IDEAS
- PORTUGUÊS
- TRIP TO UK
- CONTACT US



*“A good education
can change anyone.
A good teacher can
change everything!”*

– Unknown





CAMBRIDGE
English

Platinum
Authorised Exam Centre



dickers

¡Felicitaciones!

Es momento de celebrar tu gran logro en el idioma inglés. Estamos orgullosos de ti y de tus logros y te acompañamos en cada paso del camino



Cambridge

English Qualifications



Exam	First name	Last name	Preparation centre	Distinction
A2 Key	Santiago Nahuel	Cuello Rodriguez	Rosmary Acuña	Best Across
A2 Key	Sabrina Belen	De Barros Silva	Natalia Saredo	High Achievement
A2 Key for Schools	Carolina	Azurica Odella	Cristina Lust Hitta	Best Across
A2 Key for Schools	Emilia	Milans Fornari	Carla Francia	Best Across
A2 Key for Schools	Violeta	Verrastro Souto	Dickens Institute	Best Across
A2 Key for Schools	Valentín	Silveira Pilatti	Instituto St. Michael's	Best Across
A2 Key for Schools	Julieta Milagro	Marín Balao	Carolina Dominguez	Best Across
A2 Key for Schools	Facundo	Martínez Werner	Fabiana Carro	High Achievement
A2 Key for Schools	Domingo	Rodriguez Leivas	Instituto St. Michael's	High Achievement
A2 Key for Schools	María Paz	Schroeder Arias	Colegio Los Candiles	High Achievement
B1 Preliminary	Malena	Gonzalez Torres	Ivonne Lopez	Best Across
B1 Preliminary	Martin	Garcia Rondeau	Maria del Carmen Cancela	High Achievement
B1 Preliminary	Sasha Gisela	Rodríguez	Natalia de la Fuente	High Achievement
B1 Preliminary	Ramiro Esteban	Riera Echeverry	Cecilia Vidal	High Achievement
B1 Preliminary for Schools	Valentina	Melgar Mottillo	Colegio y Liceo Pablo Neruda	Best Across
B1 Preliminary for Schools	Victoria Luz	Medeglia Sánchez	Colegio Aleman	Best Across
B1 Preliminary for Schools	Candelaria	Medero Silveira	Laura Rezk	Best Across
B1 Preliminary for Schools	María Candelaria	Albertini Pietropinto	Dickens Institute	High Achievement
B1 Preliminary for Schools	Emilia Valentina	Crossa Espino	Colegio y Liceo Pablo Neruda	High Achievement
B2 First	Matías	Rivas González	Shakespeare English Institute	Best Across
B2 First	Alexia Maria	Fabre Demitrópulos	Englishtime Las Piedras	High Achievement
B2 First	Andrés Apolinar	Britos Matta	Shirley Valles	High Achievement
B2 First	Juan	García	Veronica Maciel	High Achievement
B2 First	Margarita Siranush	Hernández Kodiageuzián	Beatriz Rama	High Achievement
B2 First for Schools	Juan Francisco	Mujica Etcheverry	Colegio Nacional Jose Pedro Varela	Best Across
B2 First for Schools	Manuela	Mangino	St. Patrick's College	Best Across
B2 First for Schools	Mateo	D'Uva	Liliana Benvenuto	Best Across
B2 First for Schools	Valentina	Rosa Delsole	Alba Ferrari	Best Across
B2 First for Schools	Juan Andrés	Rodríguez Soares de Lima	Colegio Sagrado Corazon	Best Across
B2 First for Schools	Sofía	Davit Fernández	Fabiana Carro	Best Across
B2 First for Schools	Martina	Traversa Da Silva	Dickens Institute	Best Across
B2 First for Schools	Manuela	Quintana De Leon	Colegio Bethesda	High Achievement
B2 First for Schools	Clara	Alvarez	Colegio Jesus Maria	High Achievement
B2 First for Schools	Joaquin	Carle Gamio	Colegio Miguel de Cervantes Saavedra	High Achievement
B2 First for Schools	Juana	Lopez Macgillycuddy	St. Patrick's College	High Achievement
B2 First for Schools	Ticiana	Loyarte Pereira	Andrea Jaen	High Achievement
B2 First for Schools	Lucía	García Velázquez	Instituto de Ingles Melo	High Achievement
B2 First for Schools	Martina	Fernández Valli	Instituto Integral C.I.T.I.	High Achievement
B2 First for Schools	Melina	Zipitria Duarte	Colegio Latinoamericano	High Achievement
B2 First for Schools	Cecilia Noemia	Telles Bello	Gladys Ruglio	High Achievement
B2 First for Schools	Francisco	Lacretta Pereira	Susana Magnani	High Achievement
B2 First for Schools	Lola	Ferreres Sánchez	Belen Pereira	High Achievement
C1 Advanced	Emiliano	Rolla Suanes	Dickens Institute - Punta Gorda	Best Across
C1 Advanced	Ana Laura	Gonzalez Amarelle	Carla Garcia	High Achievement
C2 Proficiency	Juan Ignacio	Cáceres Figueroa	Colegio Jesus Maria	Best Across
C2 Proficiency	Joaquín	Otero	Janet Ferreira	High Achievement
C2 Proficiency	Maria	Elola	Nivia Martinez	High Achievement



Exam	First name	Last name	Preparation centre
YLE Flyers	Martin Alexander	Ivanov Diaz	Greenland School
YLE Flyers	Demian	Berger Deus	Greenland School
YLE Flyers	Franco	Vitelio Airdi	Greenland School
YLE Flyers	Faustino	Pou Lamas	Greenland School
YLE Flyers	Diego Agustín	López Avellino	Colegio Sagrado Corazon
YLE Flyers	Elena	Noya Florio	Colegio Sagrada Familia (San José)
YLE Movers	Ramiro	Guelbenzu	Colegio Sagrada Familia (San José)
YLE Movers	Federica	Barbi	Greenland School
YLE Movers	Camila	Gomez	Greenland School
YLE Movers	Juan Ignacio	Tornquist Hernández	Greenland School
YLE Movers	Mora	Lamas Vaz	Greenland School
YLE Movers	Santino	Gómez Castillo	Greenland School
YLE Movers	Santiago Joaquín	López Stamato	Colegio Sagrado Corazon
YLE Movers	Benjamín	Martínez Pires	Sandra Pires
YLE Starters	Franco	Elliot Malan	Greenland School
YLE Starters	Alfonso	Cigaran	Greenland School
YLE Starters	Santiago Martin	Gallo Canto	Greenland School
YLE Starters	Brunella	Cociña Otero	Greenland School
YLE Starters	Francisco	Gimenez Cornejo	Greenland School
YLE Starters	Santiago	Olveyra Rodriguez	Greenland School
YLE Starters	Timoteo	Pou Lamas	Greenland School
YLE Starters	Blas	Martínez	Mirta Sellanes
YLE Starters	Lautaro	Cordero	Mirta Sellanes
YLE Starters	Juan Pedro	Iturralde	Ana Laura Rodriguez
YLE starters	Juan Martin	Pujol Bianchi	Colegio Nueva Cultura
YLE starters	Facundo Benjamin	Nogueira Coitiño	Colegio Nueva Cultura
YLE Starters	Lorenzo	Parodi Alfonso	Carolina Collazzi
YLE Starters	Juan Ignacio	Davyt Alvez	Grisel Geymonat
YLE Starters	Martina	Bertoletti Kidd	Grisel Geymonat
YLE Starters	Bautista	Angenscheidt	Instituto Cultural The English Rose
YLE Starters	Antonio	Alarcón	Alma Campaña
YLE Starters	Delfina	Pollero	Alma Campaña
YLE Starters	Luna	Tabarez Zugasti	Colegio Sagrada Familia (San José)
YLE Starters	Lucía	Taño Pirez	Colegio Sagrada Familia (San José)
YLE Starters	Julieta	Sellanes Gonzalez	Colegio Sagrada Familia (San José)
YLE Starters	Bautista José	Zerbino Pastore	Colegio Los Candiles

CAMBRIDGE Y DICKENS DISTINGUEN 2024

29 DE MAYO * 18HS * HOTEL DAZZLER



Where
your world
grows



CAMBRIDGE
English

Platinum
Authorised Exam Centre

Be part of

dickens
Mid Summer Dream

2024

*and you could be
the winner of a*



Find out more

✉ camila@dickens.edu.uy

☎ 27107555

📞 098725384

ENROL NOW!

[Click here](#)

JULY 27

DAZZLER

 dickens

Mid Summer Dream

2024



*Roberto
Balaguer*



*Teresa
Galette*



*Florencia
Romero*



*Karen
Capel*



*Claire
Ross*



JULY 27

DAZZLER


CERT TESOL AWARDS CEREMONY

At the annual Cert TESOL Awards Ceremony, one of the most significant events for the Dickens Institute community, twelve new teachers received their *Trinity Certificate in Teaching English to Speakers of Other Languages* (CertTESOL), after completing a highly enriching course developed by Dickens Institute.

This internationally recognised teacher education qualification, issued by Trinity College London, will provide them with the required skills to teach English around the world, and help their learners communicate with and better understand other cultures, their knowledge and values.

It is therefore, a huge responsibility and a great honour for Dickens Institute to offer this programme and be the only validated course provider in Uruguay since 1992.

During a very moving ceremony, graduates read heartfelt speeches expressing their gratitude to the course tutors, the Dickens authorities and staff and also to their own families for their support during the course. Dickens General Director Ms Sofia Scherschener, the course director, Andrea Cabrera, and the team of tutors, shared their pride for the great achievement of this new cohort with the audience and wished all of them a very successful, rewarding career in English Language Teaching.



SETTING TESTS FOR THE FIRST TIME - *A FEW TIPS*

WORKING CONDITIONS

Testing conditions are essential to obtain the best results. This means that:

- students should sit well apart from each other
- students should have their pencil, rubber and necessary materials at hand.
- class atmosphere should be QUIET, FRIENDLY and ORDERLY.

ADMINISTERING THE TESTS

Tests should be administered considering the characteristics of the different levels and age groups.

Beep 1 & 2 - When working with these students:

- Read instructions for each activity carefully, and make sure students understand what they have to do.
- Show on the board what students are expected to do, for example, number, match, circle, count, colour etc.
- Go over examples and pictures before doing each activity.
- Lower your students' anxiety if they stay behind by repeating the script as many times as necessary.

Beehive 1 and Academy Stars 1 - When working with these students:

- Read instructions for one activity carefully, and make sure students understand what they have to do.
- Go over examples before doing the activity.
- Allow some time for students to work on their own.
- When all the students have completed the activity, go on with the next one.
- They shouldn't spend more than 10 minutes with an activity. If a student needs more time to finish, let them know that they will have time to work with the activity again at the end of the test.

When working with the rest of the levels:

- Read instructions carefully and make sure students understand what they have to do.
- While doing the test, if students ask questions, you should decide whether to help or not based on the type of question. - Be firm but nice. Students should learn a test is an aid to their learning.

At advanced levels:

- Students should be urged not to ask questions as they interfere with concentration.

TIMING

Transition 1 & 2	1 hour
Children 1, 2 & 3	1.30 hour
Juniors 1 & 2	1.30 hour
Adults 1 & 2	1.30 hour
Juniors 3, 4 & 4PLUS	1.45 hour
Juniors 5 & Adults 4	1.50 hour
Oxford House	2 hours

Students who require **adecuación curricular** should be offered extra time if they need it.



In case your students' results are not as good as expected, plan a regular slot in your lessons to recycle the problem areas with different and motivating materials.

IMPORTANT

REMEMBER: Final exams will be administered in the same way and it is advisable that students become familiar with the procedures from the very beginning.

ANSWER SHEETS

As in previous years, bimonthly tests will include an answer sheet so that students can practise transferring their answers and be prepared for the final exam.

Answer sheets will be included in the following levels:

Juniors 2, 3, 4, 4Plus & 5

Adults 1, 2, 3 & 4

Modules 1, 2, 3, 4, 5 & 6

Oxford House

We strongly recommend that candidates do the exercises on the question paper and continue using the strategies developed during the course, such as underlining key words, crossing out words already used from a box, and so on.

Once they have finished the activities, they can transfer their answers to the answer sheet provided. This will enable us to mark the answer sheet with the ORM system and also mark the question paper in the traditional way if it is necessary.

Writing tasks will be marked in the traditional way, by a team of examiners.

Remember that those candidates that require an accommodated format of their test due to special educational needs (Adecuaciones curriculares) **will not be** asked to transfer their answers, and their question paper will be marked in the traditional way.

Do write back if you need further information.

The Dickens Team



Speaking Exam for Adults 2 & Module 4
Coursebooks : Cutting Edge Elementary & English File Module 4



Dear Colleagues,

As we shared with the workshop participants on February 22, we are delighted to start offering a speaking exam for the levels Adults 2 and Module 4. The exam will be optional during the first sessions, and students will be able to choose between sitting for the speaking exam face-to-face or via Zoom.

The fees for the exam with and without the speaking component is stated in the 2024 final exam fees document, so that you can inform candidates about this option early in the year. Below you will find a sample format to practise with your students.

If you wish to know more about this new speaking exam, join us on one of these free workshops via Zoom:

9 May 19:30- 20:00

17 May 11:00 -11:30

If you still have not registered, write to camila@dickens.edu.uy

Adults II – sample 1

Stage 1 2 minutes

Interlocutor – Good morning/afternoon/evening. My name's
What's your name?

I'd like to know something about you, so tell me...

- What's your name?
- And your surname?
- How do you spell your surname?

(Interlocutor asks questions from this list for about 2 minutes)

- *Where are you from?*
- *Where do you live?*
- *Tell me about your family; have you got brothers or sisters? What do you do together?*
- *How many brothers / sisters / cousins have you got? What do you do together?*
- *Have you got a pet? Tell me about it.*
- *Who is your best friend / actor / actress / singer ? Where is he/she from?*

- *Do you work or do you study? What do you study? // What's your job?*
- *Where do you work? Where do you study?*
- *Tell me about your morning routine.*
- *Tell me about your evening routine.*
- *What do you do after work?*
- *What do you like doing in your free time?*

- *What's your favourite food?*
- *Where do you usually have lunch?*
- *What time you usually have lunch?*
- *Have you got a favourite restaurant? Where is it?*



Stage 2

+/- 3 minutes

Interlocutor – “Now, we are going to talk about a picture.”
(Place *one* picture where the candidate can see it.)



- *What place is this?*
- *What can you see on the desk? (point to the desk in the foreground)*
- *What is the man doing?*
- *Do you think that this is a nice place to work in? Why?*



Stage 3

+/- 3 minutes

Interlocutor – “Now, you are going to pick up a card with a topic with some key words to talk about.

You will have to talk on your own for about a minute and also to answer a question. Here you are. (Interlocutor puts the four cards face down and asks student to choose one) OK, you have one minute to prepare the task.” (Interlocutor retrieves the other cards)

**MY FAVOURITE
FREE TIME ACTIVITY**

- ◆ what it is
- ◆ when / where you do it
- ◆ why you like it

When was the last time you did it?

**MY FAVOURITE
PLACE IN THE WORLD**

- ◆ where it is
- ◆ what you can do there
- ◆ what you can see there

When was the last time you went there?

**MY FAVOURITE
PLACE TO EAT OUT**

- ◆ where it is
- ◆ what you can do there
- ◆ why you like it

When was the last time you went there?

**A FUNNY
ANECDOTE YOU REMEMBER**

- ◆ where / when it was
- ◆ who you were with
- ◆ what happened

When was the last time you saw
(the people involved in the anecdote)?

Candidate's preparation task: 1 minute.

Interlocutor – *Are you ready to start?*

Candidate talking time: 1 minute.

Interlocutor – **Thank you, now** (interlocutor asks the question below the card)



Elementary level - Oral exam: Wider World 1 / Harmonize 1

Total time: 8 minutes

Total marks: 20

Warm up: aprox. ½ minute

In order to build rapport and make students feel at ease, the examiner greets the student and asks them a few personal questions such as :

- *How are you?*
- *What's your name?*
- *How old are you?*
- *Where do you live?*
- *Do you go to school in the morning or in the afternoon?*

Make sure students understand the difference between “How are you?” and “How old are you?”.

Topic presentation : aprox. 3 ½ minutes



Then the examiner asks:

Have you prepared a topic/project? What are you going to talk about?

Students are expected to show their visual aids and start talking about the topic they have chosen. It is important that students start preparing the topic early in the year so that they feel confident on the exam day. However, rather than learning a text by heart, learners should be able to express their ideas **naturally**. Remind them that the examiner might interrupt them to ask some questions.

Encourage students to expand on their answers rather than just say “Yes” , “No”, or provide one-word responses and also, to ask one or two questions to the examiner related to the topic they are developing.



Visual aids, can help the student remember what to talk about. Also, the examiner can use them as prompts and ask questions related to facts that the learner is familiar with. Students can bring pictures on a soft cardboard, a folder with different pictures, create a poster, or even bring an object to the exam.

When a student prepares a Power Point Presentation, or similar file, for a face-to-face exam, they must bring their own laptop or tablet to the examination. Remind them that the batteries of their devices must be charged.



When they sit for an oral exam via Zoom, they can share their presentations or images with the examiner using the “share screen” tool or just show the pictures to the camera.

Picture Description: aprox. 3 minutes

Students are asked questions about what they can see in a picture or a set of pictures.





For example, the examiner introduces the people in the picture “*These are Mary and Tom.*” and then, asks some questions such as:

- Where are they?
- What’s the weather like?
- What is Mary doing?
- Has she got a pet?
- What is Tom wearing?
- Have you got a pet?
- What is it?
- Do you usually go to the park?
- Who do you go with?
- What do you like doing there?

Make sure you provide students with plenty of practice in describing pictures. Remind them of the importance of listening carefully to the examiner’s instructions and questions so as to know what verb tense to use in their answers (e.g. What **do** you do there? or What **did** you do there?). If they are shown a set of pictures showing a sequence of events or somebody’s routine, it would be a good idea students use connectors and time sequencers such as **First, Then, After that** and **Finally**.



ORAL EXAMS 2024 - Elementary level



2024 TOPICS

For the oral exam in Juniors 2, students have to choose one of these four topics to develop a conversation with the examiner:

- **My favourite room in the house**
- **My favourite musician / sportsperson / scientist**
- **My favourite day of the week**
- **A weekend I enjoyed**

Leaners are advised to bring a folder or a cardboard with pictures related to the topic to the exam.



Basic certificate level
Juniors 5 – Adults 4
BOOKS: Headway Intermediate / Personal Best B1

Paper Summary

Total timing: +/- 13 minutes

Test format: 2 students - one examiner (a trio if necessary) Total parts: 4 parts

Part 1 = +/- 2 minutes

Students answer personal questions in turn, based on a given topic

Part 2 = +/- 5 minutes

Students talk individually with the examiner about a given topic on prompts they have chosen. Then, they answer a question related to the topics mentioned. They have one minute to prepare the topic.

Part 3 = +/- 3 minutes

Students talk together about a given situation and discuss the prompts/items given.

Part 4 = +/- 3 minutes

Discussion between examiner and students about questions related to the situation introduced in the previous stage.

For further information write to
andreacabrera@dickens.edu.uy / teresagallete@dickens.edu.uy



**ARE YOU NEW AT PREPARING STUDENTS FOR THE J5/A4 SPEAKING EXAM?
THESE TIPS MIGHT HELP YOU WITH STAGE 2 OF THE SPEAKING EXAM:**

In class we usually elicit students' opinions about a topic, their background knowledge or experiences and so on before we read or listen to a text. You can use this opportunity regularly to practise for stage 2. For example, if students are going to read a text about "the environment" , you can use the procedure [Think / Write/ Pair / Share](#) as follows:

think

Ask them: "What do you do to protect the environment?" and provide them with certain options such as:

- Bring a reusable bag to the supermarket
- Walk or bike whenever possible
- Plant a tree
- Turn off the light when not in use
- other

You can write the options on the board with bullet points, to keep them focussed while they **gather ideas**.

write

Give students one-minute preparation time, they can **make notes** to organize ideas

pair

Ask students to **share their thoughts** with a partner. All the groups should talk at the same time while you monitor, so that lesson time is maximised.

share

Ask a few volunteers to **report** to the class what they have discussed.

Give students a **purpose for listening** to the other groups by asking them to spot if there are similarities with what they said previously.

Then, you can continue reading or listening to the text and the rest of the unit.

Speaking Paper J5 *version 17.17*

Stage 1

2 minutes

Interlocutor

Good morning/afternoon/evening. My name's What are your names?
I'd like to know something about you, so tell me...

(Interlocutor addresses both candidates in turns)

Clothes & Fashion

- *Where do you prefer to go shopping for clothes; to the shopping centre or to the street market?*
- *Have you ever bought second hand clothes? Why / why not?*
- *What is the strangest fashion you have ever seen?*
- *What is the most expensive item of clothing you have ever bought?*

Internet

- *In your opinion, what is the most important feature of the Internet?*
- *Tell me about your favourite websites or social networks.*
- *Is it better to buy on-line or to go to a shop?*
- *Do you prefer meeting your friends face to face or on social networks? Why?*

Television

- *If you could design a new TV show, what kind of show would it be?*
- *What kind of TV programmes do you usually watch? Why?*
- *Do you think that children watch too much TV these days? Why / Why not?*
- *Do you prefer watching TV series on TV or on-line? Why?*

Local community

- *What do you think should be changed in your neighbourhood? Why?*
- *What do young people do in your neighbourhood for entertainment?*
- *Do you interact with your neighbours? Why / Why not?*
- *How do you think young people can help in their neighbourhoods?*

Stage 2

+/- 5 minutes

Interlocutor

“Now, I’m going to give each of you a task sheet with the same question but with different options to talk about. You will have to talk on your own for about a minute and also answer a question after your partner has talked.

Here you are. (Interlocutor hands out the task sheets)

You are going to talk about different ways to protect the environment. What different actions can you take to collaborate with this important issue?

Choose 2 or 3 from the ideas in the box to talk about. Add other ideas of your own if you wish. You can make notes while you think about what you are going to say.”

(Interlocutor hands in paper and pencil)

“Here you are. You have one minute to prepare the task.”

Candidate A

- Save electricity
- Recycle bottles
- Classify rubbish
- Take your bag to the supermarket
- Other

Candidate B

- Save water
- Re use materials
- Walk or cycle
- Print or copy on both sides of paper
- Other

Candidates’ preparation task: 1 minute.

Interlocutor – (Candidate A’s name), *what actions do you take to protect the environment?*

Candidate A talking time: 1 minute.

Interlocutor – **Thank you**

(Choose one of the following questions to ask candidate B) ½ minute

- *Do you think that young people are conscious of environmental problems?*
- *What is the most popular action among young people to protect the environment?*

Interlocutor – **What about you (Candidate B’s name), what actions do you take to protect the environment?**

Candidate B talking time: 1 minute.

Interlocutor – **Thank you –**

(Choose one of the following questions to ask candidate A) ½ minute

- *Do you think that older people are conscious of environmental problems?*
- *Do you think schools/companies take enough actions to protect the environment?*

Interlocutor – **Thank you** (Interlocutor retrieves task sheets and materials)

Stage 3

3 minutes

Interlocutor

“Now, I’d like you to exchange opinions for about three minutes. I’m just going to listen to your discussion.”

(Place *Stage 3* task sheet where both candidates can see it.)

Your English teacher has organized a writing competition. She/He has asked everyone in your class to write a story and the best story will receive two prizes.

Talk together about the different prizes the teacher could give and which two would be the best.

You need to decide:



- a mug
- a rucksack
- a dictionary
- a ticket for a concert
- a cake to share with partners
- a pendrive

Talk to each other about the items mentioned in the box and decide what the best options are.

Allow candidates to discuss these issues for about 3 minutes. Intervene as little as possible, only if communication breaks down or if candidates have not understood the task.

After 3 minutes (aprox) –

Interlocutor – **Thank you** (Interlocutor retrieves task sheets)

Stage 4

3 minutes

Interlocutor:

Select any of the following questions as appropriate - You can ask any other questions related to the topic "Learning a second language"

- What is the best way to learn a second language?
- In your opinion, what is more difficult to learn, to write or to speak well in a foreign language?
- Are teenage language exchange programmes useful? Why / why not?
- What do you read in a foreign language?
- Can you describe your best teacher?
- Could you teach your mother tongue to another person? Why / Why not?



OXFORD HOUSE PRELIMINARY

Optimise B1+

SPEAKING EXAM

FORMAT and PROCEDURE: Students are examined in pairs and the length of the interview is 14 minutes.

Part 1. Warm up -3 minutes

Greetings, setting at ease and giving personal and factual information about themselves -

After the examiner greets the students and introduces himself, he/she asks the students personal questions in turn.

Part 2. Interactive task - 8 minutes (including preparation time)

Students are given a task sheet with 5 - 6 prompts and each student chooses 2 or 3 they would like to talk about. Candidates are given two minutes to prepare the task and then, they are asked to discuss with their partner for approximately three minutes.

After that the examiner joins the discussion and a 3-way exchange takes place.

Part 3. Follow-up conversation - 3 minutes

This part involves the development of a topic in a 3-way conversation. The topic is related to the general theme of the previous task.



FINAL EXAM REMINDER

Candidates will be able to choose to sit only for Reading & Writing or for Reading & Writing and Speaking & Listening. In this case they get two different grades in their certificate.

The listening paper is on the same day of the Reading & Writing paper.

Students can choose to sit for the speaking exam face-to-face or via Zoom, on the dates stated in the year planner.

For further information, contact:
andreacabrera@dickens.edu.uy

OXFORD HOUSE PRELIMINARY - SAMPLE PAPER 2

Part 1. Warm up -3 minutes

Examiner: *Good morning/afternoon/evening. My name's What's your name?
I'd like to know something about you, so tell me...*

(The examiner asks a few of the questions below or similar ones to each student.)

- *Where do you live? What do you like about the area where you live?*
- *Tell me something about your family / the people you live with?*
- *Do you have a job? What kind of work do you do?*
- *Are you at school? What are or were your favourite subjects at school?*
- *What do you like doing in your spare time?*
- *Do you play any sports /have any special hobbies? Would you like to start one?*
- *What did you do last holidays / yesterday evening / last weekend?*
- *What are your plans for tomorrow / next weekend / your next summer holidays?*

Part 2. Interactive task - 8 minutes (including preparation time)

Examiner: *Now we come to part two. In this part you are going to talk together.
I'm going to give you a task with different options to talk about.
You have two minutes to prepare the task. You can take notes if you wish.
Here you are (Interlocutor hands in the task sheet, paper and pencil.)*

TASK: You are going to talk about the advantages and disadvantages of using social networks. Use some of the following ideas to help you. You may add any other ideas of your own.

- **Connecting with family and Friends**
- **Access to real time news**
- **Fun**
- **Marketing**
- **Possibility to share information quickly**
- **Privacy issues**
- **Dangers for young children**
- **Cyber- bullying**



(Candidates discuss for approximately 3 minutes. After that, the examiner joins the discussion and a 3-way exchange takes place)

Part 3. Follow-up conversation - 3 minutes

Examiner : *Now we turn to part 3.*

Examiner asks some of the questions below in order to develop a topic in a 3-way conversation. The topic is related to the general theme of the previous task.

- *Do you have good habits in relation to the use of technology?*
- *Do you find technology useful for your studies/job? How does it help you or the people you know?*
- *Do you play games online? Do games teach you new skills?*
- *Have you ever chatted to people around the world?*
- *In your opinion, is it possible to make real friends online?*
- *Does the use of technology always have a negative effect on children?*
- *What about the impact on jobs?*

In order to encourage the exchange of opinions, the examiner might use prompts such as:

- ✓ *What do you think?*
- ✓ *Do you think the same?*
- ✓ *What about you?*
- ✓ *Do you agree?*



SUCCESSFUL ORAL EXAMS

FREE Workshop for teachers
via Zoom

**DON'T
MISS OUT**

In this workshop you will:

- ✓ become familiar with the speaking exams format including the **NEW Adults 2** optional speaking exam.
- ✓ discuss activities that can help learners not only practise, but also develop speaking skills
- ✓ watch videos of real candidates and understand assessment criteria.

When?:

Thursday 9th May

- Juniors 2: 17.30
- Juniors 5: 18:30
- Adults 2: 19.30

or

Friday 17th May

- Juniors 2: 9.00
- Juniors 5: 10.00
- Adults 2: 11.00



If you have not registered yet, click here! >>

[REGISTER](#)

zoom

MONOLINGUAL DICTIONARIES

Monolingual dictionaries can be used **as from Juniors 3 and Adults 2** in the final exam. This is not compulsory, but learning how to use a dictionary effectively is a very useful skill that contributes to learners' autonomy.

Here are a few ideas on when a dictionary might be useful during a test:

- To look up the meaning of an unknown word when this word is key to understand the main idea of a sentence or paragraph and the student cannot infer the meaning from the context
- To check that the meaning they have inferred from the context is correct
- To check the preposition that should follow a verb or adjective
- To check if a word is countable or uncountable
- To find an irregular verb form which the student might not remember
- To check the spelling of a difficult word in the writing tasks

However, learners should be warned against looking up every unknown word they find in a text. Help them realize that competent readers develop reading strategies to understand a text without depending on knowing the meaning of every single word.

It is a good idea then, that students who would like to use a dictionary in the exam, are allowed to use it in the bimonthly tests as well, and are given effective practice on this skill.

ONLINE DICTIONARIES

Online dictionaries will not be allowed in the exam for security reasons. However, there are several free online dictionaries that students can use during the course, even in their mobile phones. These are a few examples:

CAMBRIDGE DICTIONARY <https://dictionary.cambridge.org/>

COLLINS DICTIONARY <https://www.collinsdictionary.com/>

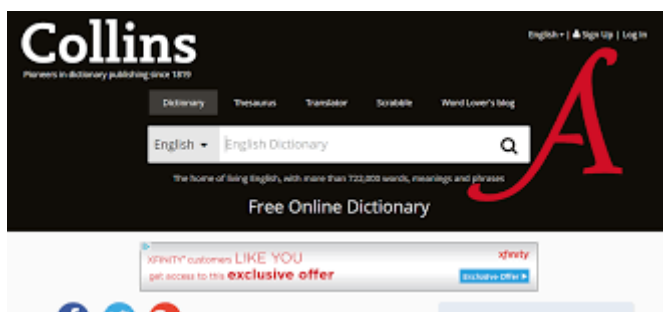
OXFORD LEARNER'S DICTIONARY

<https://www.oxfordlearnersdictionaries.com/definition/english/>

As well as definitions, they usually offer the possibility to listen to the pronunciation of both British and American versions. Some of them have a thesaurus section where students can find synonyms and even a grammar section with in depth explanations and examples.

Learners can have a direct access to the dictionary of their preference on the screen of their mobiles, they can also have them in the favourites bar of their search engine in order to have them handy.

A valuable free resource for learners, definitely!



A new way to get a Cambridge English Qualification

Available from A2 Key to C2 Proficiency, Cambridge English Qualifications Digital provide an enhanced exam experience and a faster, flexible way to get a Cambridge English Qualification. They test the same knowledge and skills as paper-based exams, with digital features to help you take control and perform at your best.

Taken on a computer, these exams give students control over elements of the listening, writing and reading, helping them to do their best in their own way. Each candidate receives a randomised set of questions, all equal in terms of task types and difficulty. This means that everyone can focus fully on their own exam and the risk of any answers being copied is minimised. Cambridge English Qualifications Digital are designed with benefits that maximise preparation time, but minimise waiting time.

The same quality exam, but with digital benefits



Fast

Results will be delivered in 5-10 working days.

Give students the tools they need take to control of their next step sooner.



Flexible

Exam sessions are available up to 365 days a year.

Put more students forward when they're ready. Talk to your chosen exam centre about their schedule.



Preferred

Digital features for focus and control.

The same trusted exam, with the digital experience candidates expect.

Take a Cambridge Exam every week

For further information, contact
Dickens International Department:
intexams@dickens.edu.uy
27107555 ext.205



 CAMBRIDGE
English

Platinum
Authorised Exam Centre



Are you preparing students for Cambridge
Young Learners exams?
Would you like to know about these exams?

Then, save the dates & join us in
three **FREE** Dickens webinars for teachers via Zoom!

WHEN?

YLE Flyers – 14 May – 18:00 hs

YLE Movers - 13 June – 18:00 hs

YLE Starters - 14 August – 19:15 hs

[CLICK HERE!](#)





WORKSHOPS

FOR STUDENTS

DEVELOPING SPEAKING SKILLS

Levels: **A2**  <<Enrol **CLICK here!**

B1  <<Enrol **CLICK here!**

B2  <<Enrol **CLICK here!**

and two new options: **NEW** **C1**  <<Enrol **CLICK here!**

NEW **Trinity GESE** Grades 4, 5 & 6  Enrol **CLICK here!**
with a focus on how to prepare the topic!

In these workshops students will:

listen to a different teacher's voice and accent

listen to learners who are not their usual classmates talking in English

focus on useful strategies for their exam

become aware of challenging pronunciation features for Spanish speakers

get useful tips for the day of the exam

Encourage your students to participate, sessions are enriching and also fun!

WHEN?

A2 1st August 10.00 am
1st August 3.00 pm

B1 6th August 5.00 pm
7th August 10.00 am

B2 6th August 10.00 am
8th August 5.30 pm

C1 12th August 6.00 pm

Trinity Gese 4, 5 & 6
5th June 10.00 am



Estimados,

Esperamos se encuentren muy bien.

Adjuntamos costos, fechas y formulario de los exámenes de Trinity College London 2024. Los períodos de inscripción serán los siguientes:

Bonificado: jueves 1 de agosto al miércoles 4 de setiembre

No bonificado: jueves 5 de setiembre al viernes 13 de setiembre

Las inscripciones serán como siempre presenciales, por transferencia/ depósito bancario y también estarán habilitadas en nuestra web:
<http://www.dickens.edu.uy/inscripciones/>

Por cualquier otra consulta, pueden contactarnos a nuestro email intexams@dickens.edu.uy

Saludos cordiales,

Santiago Spinelli
International Examinations Department

Click acá para descargar
FORMULARIO DE INSCRIPCIÓN



Graded Examinations in Spoken English (GESE) – Año 2024

Grado	Precio bonificado	Período de inscripción
1	U\$D 101	jueves 1 de agosto al miércoles 4 de setiembre
2	U\$D 112	
3	U\$D 122	
4	U\$D 156	
5		
6		
7	U\$D 204	
8		
9		
10	U\$D 298	
11		
12		

Precio no bonificado	Período de inscripción
U\$D 121	jueves 5 de setiembre al viernes 13 de setiembre
U\$D 132	
U\$D 142	
U\$D 176	
U\$D 224	
U\$D 318	

Integrated Skills in English (ISE) – Año 2024

Reading & Writing - Speaking & Listening

Integrated Skills in English (ISE)	Precio bonificado	Período de inscripción
Foundation	U\$D 159	jueves 1 de agosto al miércoles 4 de setiembre
I	U\$D 167	
II	U\$D 266	
III	U\$D 325	
IV	U\$D 331	

Precio no bonificado	Período de inscripción
U\$D 179	jueves 5 de setiembre al viernes 13 de setiembre
U\$D 187	
U\$D 286	
U\$D 345	
U\$D 351	

Integrated Skills in English (ISE) – Por modulo - Año 2024

Reading & Writing

Nivel	Precio bonificado	Período de inscripción
Foundation	U\$D 74	jueves 1 de agosto al miércoles 4 de setiembre
I	U\$D 91	
II	U\$D 120	
III	U\$D 141	

Precio no bonificado	Período de inscripción
U\$D 94	jueves 5 de setiembre al viernes 13 de setiembre
U\$D 111	
U\$D 140	
U\$D 161	

Speaking & Listening

Nivel	Precio bonificado	Período de inscripción
Foundation	U\$D 131	jueves 1 de agosto al miércoles 4 de setiembre
I	U\$D 152	
II	U\$D 219	
III	U\$D 263	

Precio no bonificado	Período de inscripción
U\$D 151	jueves 5 de setiembre al viernes 13 de setiembre
U\$D 172	
U\$D 239	
U\$D 283	

FORMAS DE PAGO (dólares americanos)

Personalmente

21 de Setiembre 2744

Lunes a viernes de 9 a 19hs

Contado

Tarjetas de crédito hasta en 6 pagos con Diners, Visa, Master, Oca, American Express, Cabal y PassCard

Transferencia o depósito bancario

Cuenta corriente BROU USD N.º 001557194-00001

Una vez realizada la transferencia o depósito bancario se deberá enviar el comprobante y el formulario de inscripción al mail gustavo@dickens.edu.uy

Online

www.dickens.edu.uy/inscripciones

eBROU

Visa hasta en 6 pagos

RedPagos

FECHAS DE EXAMEN – MAYO A JULIO 2024

Inscripciones comenzarán a partir del 01/05/2024

Cambridge English Qualifications Digital
Disponible desde A2 Key hasta C2 Proficiency

Examen	Precio bonificado
A2 Key & A2 Key for Schools	USD 181
B1 Preliminary & B1 Preliminary for Schools	USD 208
B2 First & B2 First for Schools	USD 330
C1 Advanced	USD 338
C2 Proficiency	USD 348

Fecha de examen escrito y oral	Fecha límite de inscripción	Envío de horarios
Viernes 10/05	Viernes 03/05	Martes 07/05
Viernes 17/05	Viernes 10/05	Martes 14/05
Viernes 24/05	Viernes 17/05	Martes 21/05
Viernes 31/05	Viernes 24/05	Martes 28/05
Viernes 07/06	Viernes 31/05	Martes 04/06
Viernes 14/06	Viernes 07/06	Martes 11/06
Viernes 21/06	Viernes 14/06	Martes 18/06
Viernes 28/06	Viernes 21/06	Martes 25/06
Viernes 05/07	Viernes 28/06	Martes 02/07
Viernes 12/07	Viernes 05/07	Martes 09/07
Viernes 19/07	Viernes 12/07	Martes 16/07
Viernes 26/07	Viernes 19/07	Martes 23/07

Los horarios se enviarán al Centro Preparador 3 días antes del día del examen

Por otras fechas dentro del calendario de Cambridge, comunicarse con nuestro Departamento de Exámenes Internacionales a intexams@dickens.edu.uy

MÉTODOS DE PAGO

Online

www.dickens.edu.uy/inscripciones

Visa hasta en 6 pagos

eBROU

Información importante:

- Las pruebas tanto oral como escrita se realizarán el mismo día.
- La inscripción al examen está sujeta a la disponibilidad de cupos.
- Una vez realizada la inscripción, no es posible cancelar la misma.
- Deberá traer auriculares con entrada auxiliar estándar (con cable, no inalámbricos como los que funcionan con Bluetooth)

Habrá un descuento especial para quienes no aprobaron su examen en el período correspondiente al segundo semestre del año 2023 (aplica a exámenes del primer semestre 2024):

Examen	Precio bonificado
A2 Key & A2 Key for Schools	USD 136
B1 Preliminary & B1 Preliminary for Schools	USD 156
B2 First & B2 First for Schools	USD 248
C1 Advanced	USD 254
C2 Proficiency	USD 261



Dickens Institute - Cambridge English Qualifications
Exámenes 2024

FECHAS DE EXAMEN – MARZO A JULIO 2024

A2 Key

Examen	Fecha de escrito	Período ventana de orales	Inscripción bonificada	Inscripción no bonificada
A2 Key	Sábado 09/03	01/03 – 10/03*	01/12 al 22/01 USD 181	23/01 al 29/01 USD 210
A2 Key	Sábado 11/05	03/05 – 12/05*	12/02 al 11/03 USD 181	12/03 al 18/03 USD 210
A2 Key	Sábado 15/06	07/06 – 16/06*	12/02 al 15/04 USD 181	16/04 al 22/04 USD 210

A2 Key for Schools

Examen	Fecha de escrito	Período ventana de orales	Inscripción bonificada	Inscripción no bonificada
A2 Key for Schools	Sábado 09/03	02/03 – 11/03*	01/12 al 22/01 USD 181	23/01 al 29/01 USD 210
A2 Key for Schools	Sábado 11/05	04/05 – 13/05*	12/02 al 11/03 USD 181	12/03 al 18/03 USD 210
A2 Key for Schools	Sábado 15/06	08/06 – 17/06*	12/02 al 15/04 USD 181	16/04 al 22/04 USD 210

B1 Preliminary

Examen	Fecha de escrito	Período ventana de orales	Inscripción bonificada	Inscripción no bonificada
B1 Preliminary	Sábado 09/03	01/03 – 10/03*	01/12 al 22/01 USD 208	23/01 al 29/01 USD 237
B1 Preliminary	Sábado 11/05	03/05 – 12/05*	12/02 al 11/03 USD 208	12/03 al 18/03 USD 237
B1 Preliminary	Sábado 15/06	07/06 – 16/06*	12/02 al 15/04 USD 208	16/04 al 22/04 USD 237
B1 Preliminary	Martes 23/07	19/07 – 28/07*	12/02 al 09/06 USD 208	10/06 al 16/06 USD 237

*Se enviarán los horarios al Centro Preparador 10 días antes del inicio del período ventana de orales

Por otras fechas dentro del calendario de Cambridge, comunicarse con nuestro Departamento de Exámenes Internacionales a intexams@dickens.edu.uy

21 de Setiembre 2744
2710 7555 int(s). 204/205
intexams@dickens.edu.uy
<https://www.dickens.edu.uy>



Platinum
Authorised Exam Centre



Dickens Institute - Cambridge English Qualifications
Exámenes 2024

B1 Preliminary for Schools

Examen	Fecha de escrito	Período ventana de orales	Inscripción bonificada	Inscripción no bonificada
B1 Preliminary for Schools	Sábado 09/03	02/03 – 11/03*	01/12 al 22/01 USD 208	23/01 al 29/01 USD 237
B1 Preliminary for Schools	Sábado 11/05	04/05 – 13/05*	12/02 al 11/03 USD 208	12/03 al 18/03 USD 237
B1 Preliminary for Schools	Sábado 15/06	08/06 – 17/06*	12/02 al 15/04 USD 208	16/04 al 22/04 USD 237

B2 First

Examen	Fecha de escrito	Período ventana de orales	Inscripción bonificada	Inscripción no bonificada
B2 First	Sábado 02/03	23/02 – 03/03*	01/12 al 22/01 USD 330	23/01 al 29/01 USD 382
B2 First	Viernes 15/03	08/03 – 17/03*	01/12 al 22/01 USD 330	23/01 al 29/01 USD 382
B2 First	Sábado 20/04	12/04 – 21/04*	01/12 al 25/02 USD 330	26/02 al 03/03 USD 382
B2 First	Sábado 15/06	07/06 – 16/06*	12/02 al 15/04 USD 330	16/04 al 22/04 USD 382
B2 First	Jueves 25/07	19/07 – 28/07*	12/02 al 09/06 USD 330	10/06 al 16/06 USD 382

*Se enviarán los horarios al Centro Preparador 10 días antes del inicio del período ventana de orales

Por otras fechas dentro del calendario de Cambridge, comunicarse con nuestro Departamento de Exámenes Internacionales a intexams@dickens.edu.uy

21 de Setiembre 2744
2710 7555 int(s). 204/205
intexams@dickens.edu.uy
<https://www.dickens.edu.uy>



Platinum
Authorised Exam Centre



Dickens Institute - Cambridge English Qualifications
Exámenes 2024

B2 First for Schools

Examen	Fecha de escrito	Período ventana de orales	Inscripción bonificada	Inscripción no bonificada
B2 First for Schools	Sábado 23/03	15/03 – 24/03*	01/12 al 22/01 USD 330	23/01 al 05/02 USD 382
B2 First for Schools	Jueves 18/04	12/04 – 21/04*	12/02 al 25/02 USD 330	26/02 al 03/03 USD 382
B2 First for Schools	Sábado 08/06	31/05 – 09/06*	12/02 al 15/04 USD 330	16/04 al 22/04 USD 382
B2 First for Schools	Sábado 29/06	21/06 – 30/06*		
B2 First for Schools	Sábado 20/07	12/07 – 21/07*	12/02 al 09/06 USD 330	10/06 al 16/06 USD 382
B2 First for Schools	Sábado 27/07	19/07 – 28/07*		

C1 Advanced

Examen	Fecha de escrito	Período ventana de orales	Inscripción bonificada	Inscripción no bonificada
C1 Advanced	Sábado 09/03	01/03 – 10/03*	01/12 al 22/01 USD 338	23/01 al 05/02 USD 394
C1 Advanced	Sábado 20/04	12/04 – 21/04*	12/02 al 25/02 USD 338	26/02 al 03/03 USD 394
C1 Advanced	Sábado 15/06	07/06 – 16/06*	12/02 al 15/04 USD 338	16/04 al 22/04 USD 394
C1 Advanced	Viernes 26/07	19/07 – 28/07*	12/02 al 09/06 USD 338	10/06 al 16/06 USD 394

*Se enviarán los horarios al Centro Preparador 10 días antes del inicio del período ventana de orales

Por otras fechas dentro del calendario de Cambridge, comunicarse con nuestro Departamento de Exámenes Internacionales a intexams@dickens.edu.uy

21 de Setiembre 2744
2710 7555 int(s). 204/205
intexams@dickens.edu.uy
<https://www.dickens.edu.uy>



Platinum
Authorised Exam Centre



Dickens Institute - Cambridge English Qualifications
Exámenes 2024

C2 Proficiency

Examen	Fecha de escrito	Período ventana de orales	Inscripción bonificada	Inscripción no bonificada
C2 Proficiency	Sábado 02/03	23/02 – 03/03*	01/12 al 22/01 USD 348	23/01 al 05/02 USD 398
C2 Proficiency	Viernes 07/06	31/05 – 09/06*	12/02 al 15/04 USD 348	16/04 al 22/04 USD 398
C2 Proficiency	Sábado 08/06	31/05 – 09/06*		

TKT (Teaching Knowledge Test)

Examen	Fecha de escrito
All modules	Sábado 03/08

Cantidad de módulos	Inscripción bonificada período: 27/05 – 09/06	Inscripción no bonificada período: 10/06 – 16/06
1 módulo	USD 124	USD 153
2 módulos	USD 222	USD 250
3 módulos	USD 294	USD 322
4 módulos	USD 390	USD 420
5 módulos	USD 487	USD 515
Para módulos del mismo año		

*Se enviarán los horarios al Centro Preparador 10 días antes del inicio del período ventana de orales

Por otras fechas dentro del calendario de Cambridge, comunicarse con nuestro Departamento de Exámenes Internacionales a intexams@dickens.edu.uy

21 de Setiembre 2744
2710 7555 int(s). 204/205
intexams@dickens.edu.uy
<https://www.dickens.edu.uy>



Platinum
Authorised Exam Centre



Dickens Institute - Cambridge English Qualifications
Exámenes 2024

YLE (Pre A1 Starters, A1 Movers, A2 Flyers)

Examen	Fecha de escrito	Período ventana de orales	Inscripción bonificada	Inscripción no bonificada
Pre A1 Starters	Sábado 27/07	Entre 5 días antes y 5 días después del examen escrito*	12/02 al 10/06 USD 125	11/06 al 17/06 USD 154
A1 Movers	Sábado 27/07		12/02 al 10/06 USD 136	11/06 al 17/06 USD 165
A2 Flyers	Sábado 27/07		12/02 al 10/06 USD 146	11/06 al 17/06 USD 175

*Se enviarán los horarios al Centro Preparador 10 días antes del inicio del período ventana de orales

Por otras fechas dentro del calendario de Cambridge, comunicarse con nuestro Departamento de Exámenes Internacionales a intexams@dickens.edu.uy

21 de Setiembre 2744
2710 7555 int(s). 204/205
intexams@dickens.edu.uy
<https://www.dickens.edu.uy>



Platinum
Authorised Exam Centre



Dickens Institute - Cambridge English Qualifications
Exámenes 2024

FECHAS DE EXAMEN – AGOSTO A DICIEMBRE 2024

A2 Key

Examen	Fecha de escrito	Período ventana de orales	Inscripción bonificada	Inscripción no bonificada
A2 Key	Sábado 23/11	15/11 – 24/11*	17/06 al 15/09 USD a confirmar	16/09 al 29/09 USD a confirmar
A2 Key	Jueves 05/12	29/11 – 08/12*		

A2 Key for Schools

Examen	Fecha de escrito	Período ventana de orales	Inscripción bonificada	Inscripción no bonificada
A2 Key for Schools	Sábado 23/11	16/11 – 25/11*	17/06 al 15/09 USD a confirmar	16/09 al 29/09 USD a confirmar
A2 Key for Schools	Martes 26/11	23/11 – 02/12*		
A2 Key for Schools	Miércoles 04/12	30/11 – 09/12*		
A2 Key for Schools	Sábado 07/12	30/11 – 09/12*		
A2 Key for Schools	Viernes 13/12	07/12 – 16/12*		

B1 Preliminary

Examen	Fecha de escrito	Período ventana de orales	Inscripción bonificada	Inscripción no bonificada
B1 Preliminary	Sábado 23/11	15/11 – 24/11*	17/06 al 15/09 USD a confirmar	16/09 al 29/09 USD a confirmar
B1 Preliminary	Jueves 05/12	29/11 – 08/12*		

*Se enviarán los horarios al Centro Preparador 10 días antes del inicio del período ventana de orales

Por otras fechas dentro del calendario de Cambridge, comunicarse con nuestro Departamento de Exámenes Internacionales a intexams@dickens.edu.uy

21 de Setiembre 2744
2710 7555 int(s). 204/205
intexams@dickens.edu.uy
<https://www.dickens.edu.uy>



Platinum
Authorised Exam Centre



Dickens Institute - Cambridge English Qualifications
Exámenes 2024

B1 Preliminary for Schools

Examen	Fecha de escrito	Período ventana de orales	Inscripción bonificada	Inscripción no bonificada
B1 Preliminary for Schools	Sábado 23/11	16/11 – 25/11*	17/06 al 15/09 USD a confirmar	16/09 al 29/09 USD a confirmar
B1 Preliminary for Schools	Miércoles 04/12	30/11 – 09/12*		
B1 Preliminary for Schools	Sábado 07/12	30/11 – 09/12*		
B1 Preliminary for Schools	Viernes 13/12	07/12 – 16/12*		

B2 First

Examen	Fecha de escrito	Período ventana de orales	Inscripción bonificada	Inscripción no bonificada
B2 First	Jueves 22/08	16/08 – 25/08*	17/06 al 08/07 USD a confirmar	09/07 al 15/07 USD a confirmar
B2 First	Sábado 05/10	27/09 – 06/10*	17/06 al 11/08 USD a confirmar	12/08 al 18/08 USD a confirmar
B2 First	Martes 26/11	22/11 – 01/12*	17/06 al 15/09 USD a confirmar	16/09 al 29/09 USD a confirmar
B2 First	Sábado 14/12	06/12 – 15/12*		

*Se enviarán los horarios al Centro Preparador 10 días antes del inicio del período ventana de orales

Por otras fechas dentro del calendario de Cambridge, comunicarse con nuestro Departamento de Exámenes Internacionales a intexams@dickens.edu.uy

21 de Setiembre 2744
2710 7555 int(s). 204/205
intexams@dickens.edu.uy
<https://www.dickens.edu.uy>



Platinum
Authorised Exam Centre



Dickens Institute - Cambridge English Qualifications
Exámenes 2024

B2 First for Schools

Examen	Fecha de escrito	Período ventana de orales	Inscripción bonificada	Inscripción no bonificada
B2 First for Schools	Martes 19/11	15/11 – 24/11*	17/06 al 15/09 USD a confirmar	16/09 al 29/09 USD a confirmar
B2 First for Schools	Sábado 30/11	22/11 – 01/12*		
B2 First for Schools	Sábado 07/12	29/11 – 08/12*		
B2 First for Schools	Sábado 14/12	06/12 – 15/12*		

C1 Advanced

Examen	Fecha de escrito	Período ventana de orales	Inscripción bonificada	Inscripción no bonificada
C1 Advanced	Sábado 07/09	30/08 – 08/09*	17/06 al 07/07 USD a confirmar	08/07 al 14/07 USD a confirmar
C1 Advanced	Sábado 19/10	11/10 – 20/10*		
C1 Advanced	Sábado 16/11	08/11 – 17/11*	17/06 al 15/09 USD a confirmar	16/09 al 29/09 USD a confirmar
C1 Advanced	Miércoles 27/11	22/11 – 01/12*		
C1 Advanced	Sábado 07/12	29/11 – 08/12*		
C1 Advanced	Sábado 14/12	06/12 – 15/12*		

*Se enviarán los horarios al Centro Preparador 10 días antes del inicio del período ventana de orales

Por otras fechas dentro del calendario de Cambridge, comunicarse con nuestro Departamento de Exámenes Internacionales a intexams@dickens.edu.uy



Dickens Institute - Cambridge English Qualifications
Exámenes 2024

C2 Proficiency

Examen	Fecha de escrito	Período ventana de orales	Inscripción bonificada	Inscripción no bonificada
C2 Proficiency	Sábado 30/11	22/11 – 01/12*	17/06 al 15/09	16/09 al 29/09
C2 Proficiency	Jueves 05/12	29/11 – 08/12*	USD a confirmar	USD a confirmar

TKT (Teaching Knowledge Test)

Examen	Fecha de escrito
All modules	A confirmar

Cantidad de módulos	Inscripción bonificada período: a confirmar	Inscripción no bonificada período: a confirmar
1 módulo	USD a confirmar	USD a confirmar
2 módulos	USD a confirmar	USD a confirmar
3 módulos	USD a confirmar	USD a confirmar
4 módulos	USD a confirmar	USD a confirmar
5 módulos	USD a confirmar	USD a confirmar
Para módulos del mismo año		

*Se enviarán los horarios al Centro Preparador 10 días antes del inicio del período ventana de orales

Por otras fechas dentro del calendario de Cambridge, comunicarse con nuestro Departamento de Exámenes Internacionales a intexams@dickens.edu.uy

21 de Setiembre 2744
2710 7555 int(s). 204/205
intexams@dickens.edu.uy
<https://www.dickens.edu.uy>



Platinum
Authorised Exam Centre



Dickens Institute - Cambridge English Qualifications
Exámenes 2024

YLE (Pre A1 Starters, A1 Movers, A2 Flyers)

Examen	Fecha de escrito	Período ventana de orales	Inscripción bonificada	Inscripción no bonificada
Pre A1 Starters	Miércoles 20/11	Entre 5 días antes y 5 días después del examen escrito*	17/06 al 15/09 USD a confirmar	16/09 al 29/09 USD a confirmar
Pre A1 Starters	Martes 03/12		17/06 al 15/09 USD a confirmar	16/09 al 29/09 USD a confirmar
A1 Movers	Miércoles 20/11		17/06 al 15/09 USD a confirmar	16/09 al 29/09 USD a confirmar
A1 Movers	Martes 03/12		17/06 al 15/09 USD a confirmar	16/09 al 29/09 USD a confirmar
A2 Flyers	Miércoles 20/11		17/06 al 15/09 USD a confirmar	16/09 al 29/09 USD a confirmar
A2 Flyers	Martes 03/12		17/06 al 15/09 USD a confirmar	16/09 al 29/09 USD a confirmar

*Se enviarán los horarios al Centro Preparador 10 días antes del inicio del período ventana de orales

Por otras fechas dentro del calendario de Cambridge, comunicarse con nuestro Departamento de Exámenes Internacionales a intexams@dickens.edu.uy

21 de Setiembre 2744
2710 7555 int(s). 204/205
intexams@dickens.edu.uy
<https://www.dickens.edu.uy>



Platinum
Authorised Exam Centre



Dickens Institute - Cambridge English Qualifications
Exámenes 2024

MÉTODOS DE PAGO

Personalmente

21 de Setiembre 2744

Lunes a viernes de 9 a 19hs

Contado

Tarjetas de crédito hasta en 6 pagos con Diners, Visa, Master, Oca, American Express, Cabal y PassCard

Transferencia o depósito bancario

Cuenta corriente BROU USD N.º 001557194-00001

Una vez realizada la transferencia o depósito bancario se deberá enviar el comprobante y el formulario de inscripción al mail administracion@dickens.edu.uy

Online

www.dickens.edu.uy/inscripciones

eBROU

Visa hasta en 6 pagos

Información importante:

- Los exámenes orales se realizarán dentro del período ventana autorizado por Cambridge English.
- Los días y horas en que se realicen quedarán sujetos a la disponibilidad de examinadores y la cantidad de alumnos inscriptos en cada nivel de examen.
- Los alumnos que decidan borrarse o modificar la fecha del examen deberán hacerlo durante el periodo de inscripción.

Habrá un descuento especial para quienes no aprobaron su examen en el período correspondiente al primer semestre del año 2024 (aplica a exámenes del segundo semestre 2024):

Examen	Precio bonificado	Precio no bonificado
A2 Key & A2 Key for Schools	USD a confirmar	USD a confirmar
B1 Preliminary & B1 Preliminary for Schools	USD a confirmar	USD a confirmar
B2 First & B2 First for Schools	USD a confirmar	USD a confirmar
C1 Advanced	USD a confirmar	USD a confirmar
C2 Proficiency	USD a confirmar	USD a confirmar

21 de Setiembre 2744
2710 7555 int(s). 204/205
intexams@dickens.edu.uy
<https://www.dickens.edu.uy>



Platinum
Authorised Exam Centre



TODOS PODEMOS BRILLAR

Tercera edición

Un encuentro para compartir ideas prácticas y consejos profesionales para transitar los desafíos de la enseñanza diferenciada de forma efectiva.

Dirigido a profesores de niños y adolescentes con adecuación curricular.

Fecha: Martes 21 de mayo
Hora 18.30 a 20.30
Via Zoom
INFO: camila@dickens.edu.uy

Taller sin costo (previo registro) EN ESPAÑOL

Registro



TKT CLIL | Teaching Knowledge Test Content and Language Integrated Learning - 2024

TKT is awarded by Cambridge Assessment English, part of the University of Cambridge. It is internationally recognised, highly respected and a benchmark for quality.

TKT CLIL is one specialist module suitable for

- English language teachers who bring or would like to bring content and cross curricular topics into their English lessons, encouraging the development of thinking and learning skills
- English language teachers who teach or would like to teach curricular subjects in a second language
- Subject teachers who teach or would like to teach their curricular subjects in English in the context of bilingual education

The course is delivered via Zoom on Saturdays from 9:00 to 12:00

Dates: August 10 & 24
September 7 & 28
October 19

Exam: November



camila@dickens.edu.uy

TKT
Teaching Knowledge Test

Cambridge Professional Development Qualifications

Cambridge
Professional
Development

Transforming professional learning for teachers and educational leaders



An opportunity for practising teachers and educational leaders to gain knowledge, validate their skills, reflect upon their own practice and exchange ideas and experiences with colleagues in similar roles.

Further information: karencapel@dickens.edu.uy

Cambridge
International Certificate
and Diploma in
Educational Leadership

The logo for Dickens, featuring a small red and white crest above the word "dickens" in a bold, lowercase, sans-serif font.



Cambridge Assessment
International Education

Professional Development Centre



MATERIALS THAT MATTER FOR TEACHERS WHO CARE

15 OPEN-ENDED QUESTIONS TO HELP CHILDREN THINK.

It is important to make sure our children continue to develop in terms of learning. Here is an infographic that help develop your child's curiosity, creativity, reasoning ability, independence, and critical thinking by asking open-ended questions you can ask to your child.

15 OPEN-ENDED QUESTIONS TO HELP CHILDREN THINK

Help develop your child's curiosity, reasoning ability, creativity, critical thinking and independence by asking open-ended questions.

- ① Tell me about what you built, made, created.
- ② Can you describe what happened?
- ③ What do you like best about it?
- ④ Tell me about what you saw.
- ⑤ How did you feel when you finished it?
- ⑥ What did you learn?
- ⑦ How might you do it differently?
- ⑧ Tell me about how you worked together.

- ⑨ What did you see happening?
- ⑩ How do you know that is the right answer?
- ⑪ What do you think will happen next?
- ⑫ How did you work it out?
- ⑬ Can you think of a new way to do it?
- ⑭ What would you do different next time?
- ⑮ Why did you choose ____ over ____?

tutor doctor
How learning hits home.

EXTRA IDEAS TO DEVELOP SPEAKING



WHAT'S YOUR SECRET?

Each student writes down a secret on a piece of paper, things like: "I sing in the shower." or "I have a teddy bear on my bed."

The teacher collects all the secrets and writes them down on one paper. A suggestion is that the students give the secrets to the teacher a day or two before the lesson starts, so the teacher can write down the secrets without stress. The teacher then makes a copy of all the secrets, a copy to each student.

On the lesson the teacher sets up a speed dating scenario, where each pair has one minute to speak before rotating. Students may ask questions, but they are not allowed to ask directly if what's on the piece of paper is true about them or not. When all the students have talked to each other, they must guess which secret belongs to whom. They write down their guesses on the paper.



ONE WORD STORY

This activity is simple. Each student adds a word to create a group story.

Example:

- * Teacher – "Yesterday"
- * Student 1 – "I"
- * Student 2 – "ran"
- * Student 3 – "into"
- * Student 4 – "a"
- * Student 5 – "woman"
- * Student 6 – "who"
- * Student 7 – "was"
- * Student 8 – "jumping."

- * Teacher – "Stop, new sentence"
- * Student 9 – "When"
- * Student 10 – "she"
- * Student 11 – "saw"

.....

The students can also do this activity in pairs.

... YES, AND....



This is a fun game that can be played in pairs or with the whole class. The goal is to have a conversation where every sentence (except the first one) starts with the words “Yes, and...”.

Example:

“The forest is full of birds.” (opening statement)

“Yes, and one bird is flying towards us.”

“Yes, and the bird looks happy.”

“Yes, and I can see two other birds.”

“Yes, and I just remembered that I can fly.”

“Yes, and I can fly too.”

“Yes, and when the birds come close enough we can fly with them.”

WHICH BUTTON WOULD YOU PRESS?

Which button would you press and why?



RED

Gives you the ability to turn completely invisible including your clothes



BLUE

Gives you the ability to fly



YELLOW

Gives you the ability to read anyone's thoughts



GREEN

Gives you the ability to shapeshift into any non-extinct animal



ORANGE

Gives you the ability to run at the speed of sound



PURPLE

Gives you the ability to phase through anything



GREY

Gives you the ability to lift and move objects with your mind



PINK

Gives you the ability to heal any non-fatal wound whether it be yours or other's

PROFESORADO DE PORTUGUES 2024

Nuestro Profesorado de Portugués como Lengua Extranjera forma docentes con poder de crítica, capaces de dominar métodos, técnicas pedagógicas y Tecnologías de la Información y Comunicación (TICs), permitiéndoles aplicar los conocimientos de portugués a los diferentes niveles de enseñanza, así como en diversos contextos.

Además de dominar las competencias comunicativas orales y escritas, aprenderán acerca de las pluralidades y manifestaciones culturales de los países de habla portuguesa, haciendo hincapié en la cultura brasileña.



Contacto: Coordinadora: Luciana Gaffrée – portugues@dickens.edu.uy

Brindamos apoyo académico a Instituciones, Colegios y Profesores que dictan clases de Portugués.

Ofrecemos:

- Selección de textos
- Material didáctico
- Evaluaciones bimestrales
- Exámenes y certificaciones nacionales e internacionales de la Universidad de Caxías do Sul
- Cursos y talleres para docentes
- ...y nuestro respaldo y acompañamiento para lograr las más altas metas académicas!



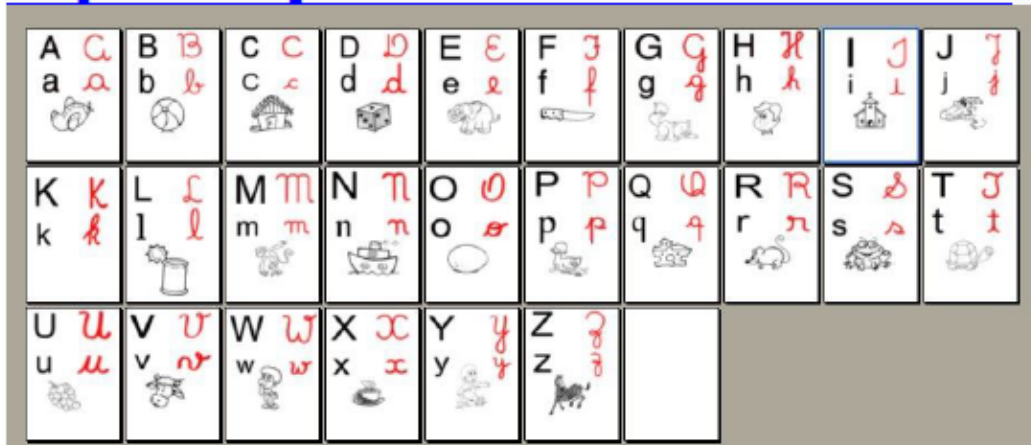
Português



ATIVIDADES DE PORTUGUÊS

ALFABETO Pronúncia do Alfabeto em Português

<https://www.youtube.com/watch?v=sfzFDxrBnOw>



Encontre abaixo aquelas informações que você acha que lhe descrevem ou descrevem alguém que você conhece. Caso não entenda o vocabulário ou use um dicionário de sinônimos! Tente relacionar as palavras com os pronomes!

Eu sou – você é – ele é – ela é – a gente é –
nós somos – vocês são – eles são

bonita ♦ ciumento ♦ inseguras ♦ baixinhos ♦ alta ♦ simpático
competitivos ♦ loiras ♦ ruiva ♦ morenos ♦ negros ♦ brancas ♦ legal
generosa ♦ do bem ♦ boa pessoa ♦ companheira ♦ amigo ♦ impaciente
♦ sardenta ♦ risonho ♦ divertidos ♦ bem humorados ♦ bochechuda ♦
narigudo ♦ charmosa ♦ fortes ♦ gordinha ♦ feliz ♦ culta ♦ magro ♦
distraindo ♦ organizada ♦ responsável ♦ pontual ♦ empreendedor ♦
chata ♦ ingênuo ♦ desconfiadas ♦ estudiosos ♦ obsessiva ♦ sarado ♦
barrigudinho ♦ ansiosos ♦ perfeccionistas ♦ preguiçoso ♦ romântica

Eu tenho – você tem – ele tem – ela tem –
nós temos – a gente tem – vocês têm – eles têm – elas têm

olhos azuis ♦ caráter ♦ gênio ♦ olhos verdes ♦ olhos castanhos
sensibilidade ♦ empatia ♦ intuição ♦ olheiras ♦ espinhas ♦ maquiagem
filhos ♦ marido ♦ contas para pagar ♦ trabalho ♦ compromisso ♦
inteligência emocional ♦ plástica ♦ cílios longos ♦ cabelos
encaracolados ♦ cabelos curtos ♦ cabelos compridos ♦ charme
presença ♦ energia ♦ namorada ♦ cachorro ♦ gato ♦ animal de estimação
♦ bicicleta ♦ piscina em casa ♦ moto ♦ sonhos ♦ sono



ATIVIDADES DE PORTUGUÊS



ALIMENTAÇÃO BEM BRASILEIRA

<http://www.terra.com.br/culinaria/infograficos/50-receitas-de-pratos-tipicos-do-brasil/>



O prato típico do brasileiro é arroz, feijão, farofa, bife e batata-frita!

A cozinha brasileira é uma das mais ricas do mundo. Seus pratos costumam ser saborosos e por isso agradam não só aos brasileiros, mas a todo o mundo.

A feijoada é um prato que consiste num guisado de feijão com carne de porco, paio e linguiça, normalmente acompanhado com arroz, farofa, laranja, couve e pimenta malagueta.



Quibe
Coxinha
Joelho
Empadinha
Rissoles
Bolinho de bacalhau
Bolinho de queijo com catupiry
Esfiha





¿DE QUÉ SE TRATA EL VIAJE?

Esta es una salida acompañada en la que haremos un tour por Reino Unido, visitando las ciudades más famosas y conociendo sus más fascinantes rincones.

¿DÓNDE NOS ALOJAMOS?

Nos alojaremos en hoteles y hostels de 3 estrellas.

¿CÚANDO SE VIAJA?

En febrero 2025, del 24 de Enero al 9 de Febrero.

¿DURACIÓN?

2 semanas de duración, 14 días, 13 noches.

¿QUÉ CIUDADES VAMOS A VISITAR?

Londres, Windsor, Bath, Stonehenge, Stratford, Oxford, Liverpool, Manchester, York, Edimburgo



INCLUSIONES



Ticket Aéreo

Alojamiento 3 estrellas Tours privados

Guía profesional en Ingles Actividades

Desayuno

Seguro médico Dr. Walter con cobertura ilimitada

Mochila VSF

Bonos Colaboración

Entradas incluidas:


Tour panorámico de Londres, Tower of London, London Eye, Windsor Castle, Roman Baths, Strawberry Fields, Beatles story, Hop On Hop Off Edinburgh, Edinburgh Castle.



FECHAS Y PRECIOS

FEBRERO
2025

UK TOUR: 5500 USD



POLÍTICA DE PAGOS

	FEBRERO 2025	JULIO 2025
SEÑA	U\$S 500 al momento de la inscripción	U\$S 500 al momento de la inscripción
1er PAGO	U\$S 2500 al 10/9/2024	U\$S 2500 al 9/11/2024
2do PAGO	SALDO al 9/11/2024	SALDO al 2/5/2025

Los depósitos deben ser notificados inmediatamente a pagos@sinfronteras.com.uy con el asunto "Pago Salidas Grupales" (mencionar destino y fecha de viaje) y nombre completo.

DEPÓSITOS Y TRANSFERENCIAS:



ITAÚ
Cuenta corriente
9723910



BANCO REPÚBLICA
Cuenta corriente
001561350-00002

No aceptamos efectivo.

VIAJEROS SIN FRONTERAS SRL.

NOTA: La seña no tiene devolución.

FORMAS DE FINANCIACIÓN VIGENTES:

Sistema de Bonos Colaboración, sin costo adicional



✉ viajeros@sinfronteras.com.uy
☎ 096681326 (lunes a viernes de 9 a 17hs)
📷 Viajerosuy
🏠 Av. Arocena 1664 of 305
Arocena Mall

CONTACT US



Courses, workshops, examinations arrangements
in the provinces camila@dickens.edu.uy

Accounts and payments:
gustavo@dickens.edu.uy

Enrolments, syllabuses, tests, certificates, examination
arrangements in Montevideo: mariaines@dickens.edu.uy

Enrolments, syllabuses, tests, certificates:
asd@dickens.edu.uy

Academic support:
teresagallete@dickens.edu.uy

International examinations:
intexams@dickens.edu.uy

International examinations enrolment forms
administracion@dickens.edu.uy

International examinations academic support:
CERT TESOL & TYLEC Courses
veronicajara@dickens.edu.uy

English Courses
Cambridge International Certificate in
Educational Leadership karencapel@dickens.edu.uy

English Courses
elenam@dickens.edu.uy

Incompany Courses
lauramesa@dickens.edu.uy

Departamento De Portugues
portugues@dickens.edu.uy

Psychology Department:
gastonscarone@dickens.edu.uy

Marketing & Communication:
fsoto@dickens.edu.uy

Graphic design
grafico@dickens.edu.uy

HEAD OFFICE
21 de Setiembre 2744
Tel: 2710 7555

ASD (Academic Support Department)
Luis de la Torre 678
Tel: 2711 9557

PUNTA GORDA BRANCH
Emilio Oribe 2048
Tel: 2606 0406

MALVIN BRANCH
Orinoco 4927
Tel.: 2619 7236

E-mail: info@dickens.edu.uy
Web: www.dickens.edu.uy