



NEWSLETTER



SEPTEMBER 2022

VOL 149

Letter from the Editor



Dear Colleagues

Thankfully Spring is almost here!

This Winter was not a friendly winter at all. The rain and the cold days made it almost unbearable. But get ready to shed winter coats, scarves, gloves and whatever you may wear and emerge like a butterfly from its chrysalis! As you see, the prospect of warm weather reveals the poet in me!

On 30th July, Dickens celebrated its Golden Anniversary. For me going 50 years back in my life is so very moving that I still have not recovered. Did it make me feel happy?

Truthfully I would say that 'responsible' is a more adequate word. I feel responsible for what I created, for all the people involved, for Dickens greatest achievements, for all the risks taken along the way... And now the child has grown and no longer depends on me... perhaps this is the best answer for the question above. The video link on page 4 in the newsletter is in Spanish so you may be inclined to show it to the family of your students.

Now the message from the Dickens Team is: This is the moment to show your students they are beginning to blossom, to make sure they get ready for the final effort, that the sun is shining at the end of the journey and they are almost there! Work hard but give them lots of encouragement, that's the trick. We know that for you it is harder than for them but we rely on your teaching skills and charm!

I am so thrilled to hear that these last tests come along with Correction papers ! This is excellent news and so Up To Date!

Paty, Manuel, Sofia, Andrea, Teresa and I send you all our love and good wishes for a brilliant last stage of the scholastic year!

Monica

Featuring...

- TESTS & FINAL EXAMS
- INTERNATIONAL EXAMS
- TEACHING RESOURCES & IDEAS
- PORTUGUÊS
- CONTACT US

and more...



If parents give us life, teachers
teach us how to harness
life to the fullest.

To all the hard-working
teachers in the world,

Happy
Teachers' Day!





The Dickens Institute has received with great sorrow the news of Her Majesty Queen Elizabeth II's passing. We extend our condolences to the British Ambassador and to the British Community in Uruguay. Our condolences to the Royal Family, to the British People in the UK and the Commonwealth.

God Bless
her Majesty.



TAKE A RISK

On the Dickens Mid Summer Dream Golden Edition, the first part was in English as it was meant for English teachers, but the second part was in Spanish, as many of the schools we work for are not bilingual. The Authorities of these schools that were coming to this part did not speak English, at least not fluently; therefore the video of the 50th Anniversary was in Spanish. As I was the main protagonist, I arrived punctually at 3.15pm.



TAKE A RISK - DICKENS



Take a risk | Homenaje a Monica Harvey y a los 50 años de Dickens

I couldn't believe it! The theatre was absolutely full! And then, the hugs and kisses of so many people, some I had not seen for years! So much love, so many memories! Paty pulled me away to my seat in the first row. The lights dimmed and there I was on the screen, an old lady remembering the beginning of the best years of my life relating the story of the Dickens.

If you don't mind watching the video in Spanish, you will learn quite a lot about Dickens and some of the people who work there. There are some pictures as well, that Fernando Wilkins, the Dickens designer, has somehow turned into a picture of me!

I hope you enjoy it! ► [click here to watch the video](#)

AMBASSADOR FAYE O'CONNOR VISITED ASSOCIATED CENTRE IN SALTO

On August, St. Michael's, who are supported by Dickens, had the honour of receiving the British Ambassador, Faye O'Connor, during her whistle-stop tour of the north of Uruguay. It is no exaggeration to say that everyone at St. Michael's, students and teachers alike, were delighted with the Ambassador's visit and charmed by her open and friendly manner. Hopefully, she enjoyed the visit as much as we did and will return to Salto soon.

Congratulations to Irene Perez Jones, Philip Hanham and all St. Michael's team.



DICKENS

MID SUMMER DREAM | GOLDEN EDITION

On Saturday 30th July, and after two long years during which F2F events were not an option, we held our annual ELT conference: Mid Summer Dream. And this was a very special event for us not only because of that but also because 2022 marks the Dickens' 50th anniversary, which is why this MSD was our Golden Edition. Definitely something to celebrate!



Over 220 teachers from different parts of the country attended and we were thrilled to see them again in person after so many virtual meetings. We had three very enriching plenaries delivered by Dickens' coordinators (Veronica Jara, Karen Capel and Teresa Gallete) and the icing on the cake was a very thought-provoking session with Laura Lewin entitled: *"Las sillas no son para sentarse, son para pensar"*.



It was an event full of emotions as well. Representatives from Cambridge Assessment English, Trinity College London and different publishers joined in our celebration. And for that we are forever grateful.



Dickens Board: Patricia Alvarez Harvey, Agustina Scherschener, Monica Harvey, Sofia Scherschener and Manuel Rodriguez

We also shared a very touching video summarising these very fruitful 50 years and celebrating the Dickens' founder Monica Harvey and her pioneering work. Without her and her vision, none of us would be here today.

We cannot wait to see everyone again in our next edition in 2023!



IMPORTANT**EXAM ANSWER SHEETS**

Dear Colleagues,

We are very glad to share with you that as from the November/ December 2022 exam session, we will be implementing a new optical recognition marking system for the national examinations which will require that students transfer their answers to an answer sheet. Not only will this enable us to issue results faster but also, obtain valuable statistic information about the answers of each item of the exam.

In order to provide students with training in transferring their answers, the third and fourth round of tests will include sample answer sheets, similar to the ones they will have to complete on the day of the exam. Writing tasks will continue to be marked in the traditional way, by a team of examiners.

We advise candidates to do the exercises on the question paper, using the strategies developed during the course and then, transfer their answers to the answer sheet provided. Both documents (the question paper and the answer sheet) will be taken into account during the marking period, in this first stage of the new system implementation.

Those candidates that require an accommodated format of their test due to special educational needs (Adecuaciones curriculares) will not need to transfer their answers and their question paper will be marked in the traditional way.

The new system will be used for the following levels:

Juniors 3 to 5
Adults 1 to 4
Modules 1 to 6
Oxford House

Do write back if you need further information.

Our very best wishes of success for your students in their exams,

The Dickens Team



ELEMENTARY LEVEL

HINTS ON THE ORAL EVALUATIONS

New Happy Earth 2 / Today 2 / Wider World 1

Total timing: +/- 8 minutes - Total parts: 2

PART 1 - Presentation of the TOPIC: about 4 minutes.

We expect Children III / Juniors II students to speak freely about one of the following topics:

- My favourite place in Uruguay
- My last birthday / A birthday I enjoyed
- An important person in my life
- My favourite free time activity or activities



Ask students to bring photos or drawings to illustrate what they are going to talk about. They should produce a project on a soft piece of cardboard, PowerPoint presentation or they can bring an object instead if they feel like it. **Remember that the students are not expected to recite a text by heart but to hold a communicative and natural conversation with the examiner. It would be great if the students were able to ask questions to the examiner as well.**

PART 2 – Picture description: about 4 minutes.

Students are presented with a picture or a set of pictures. They might be asked to describe the scene, or the sequence using different verb tenses according to the instructions. For example, if the picture shows a girl in different moments of her day, the examiner might say “This is Lucy. This is what she does on a typical day, tell me about her routine.” If the examiner wanted to test simple past, he might say “This is Lucy. Tell me about what she did yesterday.” Similarly, the examiner might ask the student to talk about Lucy’s plans for the weekend, for example. In order to obtain a more complete sample of the candidate’s language, the examiner can also ask further questions such as:

- *Where is/was Lucy?*
- *What’s the weather like?*
- *How many (animals) can you see?*
- *What is she doing/eating/wearing/etc. in this picture?*
- *Where’s the (book)?*
- *What colour is the (sofa)?*
- *Has Lucy got short or long hair?*
- *Is Lucy taller than her friend?*
- *Look at this picture, where did she go after school?*



Make sure you provide students with plenty of practice in describing pictures. Remind them of the importance of listening carefully to the examiner’s instructions and questions so as to know what verb tense to use in their answers (e.g. What did Lucy do yesterday? or What does Lucy do every day?). Students should also practise the use of connectors and sequencers such as *First, Then, After that* and *Finally*.



- ✚ This is Jenny. On a typical day she wakes up at half past seven. What does she get up?
- ✚ What does she do later?
- ✚ What does she have for breakfast? What about **you**?
- ✚ How does she get to school?
- ✚ What time does she start school?
- ✚ Do **you** go to school in the morning?



- ✚ Where are Tom and his father?
- ✚ What is Tom wearing?
- ✚ What colour is Tom's wardrobe?
- ✚ Does Tom play a musical instrument?
- ✚ Where is Tom's bag? And the ball?
- ✚ Why is Dad not happy? / Is Tom's bedroom tidy?



- ✚ This is Pam and this is Carol. They are friends.
- ✚ Where did they go last Saturday?
- ✚ What did they eat?
- ✚ Look at Carol. What is she wearing in this picture?
- ✚ Look at the man and the woman? What are they doing in this picture?

BASIC CERTIFICATE LEVEL

BOOKS: Headway Intermediate / Personal Best B1

Paper Summary

Total timing: +/- 13 minutes

Test format: 2 students - one examiner (a trio if necessary) **Total parts:** 4 parts

Part 1 = +/- 2 minutes

Students answer personal questions based on a given topic

examiner → student A
 → student B

Part 2 = +/- 5 minutes

Students talk individually with the examiner about a given topic on prompts they have chosen. Then, they answer a question related to the topics mentioned.

student A → examiner
student B →

Part 3 = +/- 3 minutes

Students talk together about a given situation and discuss the prompts/items given.

student A ↔ student B

Part 4 = +/- 3 minutes

Discussion between examiner and students about questions related to the situation introduced in the previous stage.

examiner → student A
 → student B

If you have any doubts about the Basic Certificate Oral Exam, please write to us:

andreacabrera@dickens.edu.uy

teresagallete@dickens.edu.uy

If you still don't have a sample paper, please contact María Inés:

eed@dickens.edu.uy



Speaking Sample Paper - 003

Stage 1

2 minutes

Interlocutor

Good morning/afternoon/evening. My name's What are your names?
I'd like to know something about you, so tell me...

(Interlocutor addresses both candidates in turns)

Habits

- *How many hours do you need to sleep every day to feel well?*
- *What time do you usually go to bed and what time do you wake up?*
- *Do you think you have any bad habit such as eating junk food very frequently?*
- *What good habits do you most admire?*

Friends

- *Tell me about an activity you enjoy doing with your friends.*
- *Can you describe one of your closest friends? Why is he / she so close?*
- *What are the most important qualities in a friend?*
- *Do you prefer meeting your friends face to face or on social networks? Why?*

Sports

- *Do you play any sport? Why / Why not?*
- *Apart from football, what do you think is the most popular sport in the world?*
- *When was the last time you went to the gym?*
- *Why do you think many people don't do any exercise?*

Social networking

- *What social networking sites do you use more frequently? Why?*
- *What are some good points about social networking?*
- *What kind of information do you feel comfortable sharing on social networks?*
- *Do your parents use social networking sites? How do you feel about it?*

Interlocutor

“Now, I’m going to give each of you a task sheet with the same question but with different options to talk about. You will have to talk on your own for about a minute and also answer a question after your partner has talked.

Here you are. (Interlocutor hands out the task sheets)

You are going to talk about wishes. Imagine you or your family won the big prize in the lottery, what would you do with the money?

Choose 2 or 3 from the ideas in the box to talk about. Add other ideas of your own if you wish. You can make notes while you think about what you are going to say.”

(Interlocutor hands in paper and pencil)

“Here you are. You have one minute to prepare the task.”

<p>Candidate A</p> <ul style="list-style-type: none">• Go on a trip• Save for the future• Buy lots of clothes and shoes• Have a great party• Other

<p>Candidate B</p> <ul style="list-style-type: none">• Buy a house• Help an animal refuge• Buy the latest mobile phone• Spend some and save the rest• Other
--

Candidates’ preparation task: 1 minute.

Interlocutor – **(Candidate A’s name), what would you do with the money?**

Candidate A talking time: 1 minute.

Interlocutor – **Thank you**

(Choose one of the following questions to ask candidate B) ½ minute

- *Would you travel around the world if you had the possibility? Why / Why not?*
- *What is the most important characteristic of a person who saves for the future?*

Interlocutor – **What about you (Candidate B’s name), what would you do with the money?**

Candidate B talking time: 1 minute.

Interlocutor – **Thank you** –

(Choose one of the following questions to ask candidate A) ½ minute

- *Is it important among teenagers to buy the latest mobile phone or technology? Why?*
- *Do you think that people should help animal refuges more? Why /Why not?*

Interlocutor – **Thank you** (Interlocutor retrieves task sheets and materials)

Stage 3

3 minutes

Interlocutor

“Now, I’d like you to exchange opinions for about three minutes. I’m just going to listen to your discussion.”

(Place Stage 3 task sheet where both candidates can see it.)

You and your partner are members of the youth club of your school. The club wants to advertise a party for club members to raise money.

Talk about the best things that you can do to advertise the party.

You need to decide:



- Make a poster for the school
- Use Facebook
- Phone call to the members
- Pay for a radio advert
- Send a printed invitation to members
- Other

Talk to each other about the items mentioned in the box and decide what the best options are.

Allow candidates to discuss these issues for about 3 minutes. Intervene as little as possible, only if communication breaks down or if candidates have not understood the task.

After 3 minutes (aprox) –

Interlocutor – **Thank you** (Interlocutor retrieves task sheets)

Interlocutor:

Select any of the following questions as appropriate - You can ask any other questions related to the topic "Entertainment"

- Have you ever organized a party? What different aspects do you need to consider?
- What do you think is the most difficult aspect to agree on with friends when organizing a party?
- What do you usually do for fun on a Saturday evening?
- What can you do with friends to have fun without spending any money?
- What is the perfect plan for an evening at home?
- What do you enjoy doing with your family?
- Do you like going to parties with a friend or going on your own and meeting new people?

OXFORD HOUSE PRELIMINARY

ACTIVATE B1+

SPEAKING AND LISTENING EXAM

FORMAT and PROCEDURE: Students are examined in pairs and the length of the interview is 14 minutes.

Part 1. Greetings, setting at ease and giving personal and factual information about themselves - **3 minutes**

After the examiner greets the students and introduces himself, he/she asks the students personal questions in turn.

Part 2. Interactive task - **8 minutes (including preparation time)**

Students are given a task sheet with 5 - 6 prompts and each student chooses 2 or 3 they would like to talk about. Candidates are given two minutes to prepare the task and then, they are asked to discuss with their partner for approximately three minutes.

After that the examiner joins the discussion and a 3-way exchange takes place.

Part 3. Follow-up conversation - **3 minutes**

This part involves the development of a topic in a 3-way conversation. The topic is related to the general theme of the previous task.



FINAL EXAM REMINDER

Candidates will be able to choose to sit *only for Reading & Writing* or for *Reading & Writing and Speaking & Listening*. In this case they get two different grades in their certificate.

The listening paper is on the same day of the Reading & Writing paper.

For further information contact:
andreacabrera@dickens.edu.uy

OXFORD HOUSE PRELIMINARY - SAMPLE PAPER

Part 1

3 minutes

Examiner: **Good morning/afternoon/evening. My name's What's your name?
I'd like to know something about you, so tell me...**

(The examiner asks a few of the questions below to each student.)

- ***Where do you live? What do you like about the area where you live?***
- ***Tell me something about your family / the people you live with?***
- ***Do you have a job? What kind of work do you do?***
- ***Are you at school? What are or were your favourite subjects at school?***
- ***What do you like doing in your spare time?***
- ***Do you play any sports /have any special hobbies? Would you like to start one?***
- ***What did you do last holidays / yesterday evening / last weekend?***
- ***What are your plans for tomorrow / next weekend / your next summer holidays?***

Part 2

8 minutes

Now we come to part two. In this part you are going to talk together.

"I'm going to give you a task with different options to talk about." You have two minutes to prepare the task. You can take notes if you wish.

"Here you are" (Interlocutor hands in the task sheet, paper and pencil.)

TASK: You are going to talk about different ways to learn a second language.

Use the following ideas to help you. You may add any other ideas of your own.

WAYS OF LEARNING A SECOND LANGUAGE

- **Attending a course in your country**
- **Online courses**
- **Spending some time in a country where the second language is spoken**
- **Listening to songs by native speakers**
- **Watching films with or without subtitles**
- **Reading books/ magazines/ newspapers in the second language**
- **Communicating with native speakers by emails / chatting/ blogs, etc.**
- **Studying grammar books**
- **Having pen-friends**
- **Other**

(Candidates discuss for approximately 3 minutes. After that after that the examiner joins the discussion and a 3-way exchange takes place)

Part 3

3 minutes

Now we turn to part 3. Examiner asks some of the questions below in order to develop a topic in a 3-way conversation. The topic is related to the general theme of the previous task.

- Do you think learning a foreign language is important for your future job?
Why? / How?
- What job would you most like to do?
- Would you rather work inside or outside?
- In your opinion, is making a lot of money more important than enjoying your job?
- How useful is learning a English to communicate with people from foreign countries?
- Do you use English outside the classroom? What for?



DICKENS WRITTEN EXAMS IN MONTEVIDEO :

In Montevideo, Dickens written exams 2022 will take place on the two different dates stated in the year planner. We would like to share with you and your students the corresponding date for each level and coursebook:

Saturday 26th November

- Beep 1 and 2
- Academy Stars 1, 2 and 3
- Big English 1 and 2
- Happy Earth 2
- Wider World Starter
- Today 1
- Cutting Edge Starter
- Cutting Edge Elementary
- Modules 1 to 4
- Oxford House Preliminary

Saturday 3rd December

- Today 2 and 3
- Wider World 1, 2 and 3
- Beyond A2+ and Beyond B1
- Cutting Edge Pre-intermediate
- Modules 5 and 6
- Personal Best B1
- Headway Intermediate

Mesa especial in Montevideo: Wednesday 14th December



FECHAS ASD - EXÁMENES NACIONALES

CIUDAD	FECHA ESCRITO
SAN JOSE	19 de noviembre
PASO DE LOS TOROS	23 de noviembre
PARQUE DEL PLATA	23 de noviembre
NUEVA HELVECIA	25 de noviembre
CANELONES	25 de noviembre
TARARIRAS	25 de noviembre
LA PALOMA	28 de noviembre
LIBERTAD	28 de noviembre
PAN DE AZUCAR	29 de noviembre
TRENTA Y TRES	30 de noviembre
SAN CARLOS	1 de diciembre
DOLORES	1 de diciembre
COLONIA	1 de diciembre
MALDONADO	1 de diciembre
PAYSANDU	2 de diciembre
COLONIA VALDENSE	3 de diciembre
EL PINAR	4 de diciembre
SANTA TERESITA	4 de diciembre
OMBUES DE LAVALLE	4 de diciembre
CHUY	4 de diciembre
LASCANO	4 de diciembre
ROCHA	4 de diciembre
FRAY BENTOS	5 de diciembre
ATLANTIDA	5 de diciembre
SALTO	5 de diciembre
SANTIAGO VAZQUEZ	6 de diciembre
ROSARIO	6 de diciembre
JUAN LACAZE	7 de diciembre
SAN BAUTISTA	8 de diciembre
FLORES	8 de diciembre
MINAS	9 de diciembre
MELO	9 de diciembre
SANTA LUCIA	10 de diciembre
FLORIDA	10 de diciembre
CERRILLOS	11 de diciembre
LAGOMAR	11 de diciembre
PANDO	11 de diciembre
SOLYMAR	11 de diciembre
FLORESTA	12 de diciembre
PROGRESO	12 de diciembre
LA PAZ	12 de diciembre
LAS PIEDRAS	12 de diciembre
JUANICO	13 de diciembre
MERCEDES	13 de diciembre
JOSE ENRIQUE RODO	13 de diciembre
SAUCE	14 de diciembre
PLAYA PASCUAL	15 de diciembre
VICHADERO	A Confirmar

Contact Camila (camila@dickens.edu.uy / 2710 7555 ext 113),
should you have any comment or doubt.

SCHOLASTIC CALENDAR 2022

- The fourth round of bimonthly tests will be available as from 28 October onwards.
- 2021 final exams will be sent by email between 2 and 9 November.
- Dickens ORAL exams will take place on 14 & 29 October and on 11 November. If you have not enrolled your students yet, please contact us as soon as possible. We will start sending links and timetables for the sessions soon.

Do not hesitate to contact us if you need special arrangements due to your personal or local situation.

COPIES OF 2021 FINAL EXAMS

- Copies of final exams will be sent to those teachers who requested them in the enrolment form.

If you asked for the final exams in the enrolment, it is not necessary to request them again. If you have not completed the enrolment form yet, do contact María Inés as soon as possible. (mariaines@dickens.edu.uy)

- We will send the 2021 final exam copies only by email.

Please make sure your email address has been updated at Dickens if you have changed it recently. We think in this way, you will get your copies in due time, and your valuable time in such a hectic period will be saved.

Remember that, as in previous years, you will receive final exams of the levels for which you have enrolled students to sit for the 2022 exams.

- In order to get the exams, your students must be enrolled within the stated dates in the Dickens Year Planner.


If you need any special arrangements, please contact us and we will surely find a solution for your situation.

- Exams will be sent between 2nd and 9th November.

If you have not received the exams in this period, please contact us, as we **will not** be able to send any exam **after November 10th** for security reasons.

Do contact us if you have any doubt or need our assistance. We will be more than happy to help you.

*Thank you for your understanding!
The Dickens Team*





Cambridge English Qualifications

Fechas Interior 2022

► *Atlántida*

B1 Preliminary for Schools	17/12/2022
B2 First for Schools	17/12/2022

► *Ciudad de la Costa*

A2 Key for Schools	26/11/2022
A2 Key for Schools	1/12/2022
A2 Key for Schools	10/12/2022
B1 Preliminary for Schools	1/12/2022
B1 Preliminary for Schools	10/12/2022
B2 First for Schools	3/12/2022
B2 First for Schools	17/12/2022
B2 First	10/12/2022
C1 Advanced	10/12/2022

► *Colonia del Sacramento*

B2 First for Schools	22/11/2022
A2 Key for Schools	30/11/2022
B1 Preliminary for Schools	30/11/2022
C1 Advanced	30/11/2022

► *Colonia Valdense*

Pre A1 Starters	30/11/2022
A1 Movers	30/11/2022
A2 Flyers	30/11/2022
A2 Key for Schools	30/11/2022
B1 Preliminary for Schools	30/11/2022
B2 First for Schools	3/12/2022
C1 Advanced	30/11/2022

► Flores

B1 Preliminary for Schools	17/12/2022
B2 First for Schools	17/12/2022

► Fray Bentos

A2 Key for Schools	10/12/2022
B1 Preliminary for Schools	10/12/2022
B2 First for Schools	17/12/2022

► Las Piedras

B1 Preliminary for Schools	10/12/2022
B2 First	10/12/2022

► Lascano

B1 Preliminary for Schools	3/12/2022
B2 First for Schools	3/12/2022

► Maldonado

A2 Key for Schools	26/11/2022
B1 Preliminary for Schools	26/11/2022
B2 First for Schools	26/11/2022
C1 Advanced	10/12/2022
C2 Proficiency	26/11/2022

► Melo

A2 Key for Schools	10/12/2022
B1 Preliminary for Schools	10/12/2022
B2 First for Schools	3/12/2022

► Mercedes

A2 Key for Schools	12/12/2022
B1 Preliminary for Schools	12/12/2022
B2 First for Schools	17/12/2022

► Minas

A2 Key for Schools	14/12/2022
B1 Preliminary for Schools	14/12/2022
B2 First for Schools	17/12/2022

► Nueva Helvecia

A2 Key for Schools	8/12/2022
B1 Preliminary for Schools	8/12/2022

► Pando

B1 Preliminary for Schools	10/12/2022
B2 First for Schools	17/12/2022

► Paysandú

A2 Key for Schools	26/11/2022
B1 Preliminary for Schools	26/11/2022
B2 First for Schools	26/11/2022
C1 Advanced	3/12/2022

► Rocha

B1 Preliminary for Schools	26/11/2022
B2 First for Schools	26/11/2022
C1 Advanced	3/12/2022

► Salto

A2 Key for Schools	3/12/2022
B1 Preliminary for Schools	10/12/2022
B2 First for Schools	3/12/2022
C1 Advanced	10/12/2022
C2 Proficiency	4/12/2022

► San José


Pre A1 Starters	19/11/2022
A1 Movers	19/11/2022
A2 Flyers	19/11/2022
A2 Key for Schools	10/12/2022
B1 Preliminary for Schools	10/12/2022
B2 First for Schools	03/12/2022
C1 Advanced	10/12/2022

► Tarariras

A1 Movers	22/11/2022
A2 Flyers	22/11/2022
B1 Preliminary for Schools	22/11/2022

Información importante

- Los exámenes orales se realizarán dentro del período ventana autorizado por Cambridge English.
- Los días y horas en que se realicen quedarán sujetos a la disponibilidad de examinadores y la cantidad de alumnos inscriptos en cada nivel de examen.
- Los alumnos que decidan borrarse o modificar la fecha del examen deberán hacerlo durante el periodo de inscripción.



Habrà un descuento especial para quienes no aprobaron su examen en el período correspondiente al primer semestre del año 2022.
(No aplica a Business Preliminary, Vantage ni Higher)

Examen	Precio bonificado	Precio no bonificado
A2 Key & A2 Key for Schools	USD 116	USD 135
B1 Preliminary & B1 Preliminary for Schools	USD 135	USD 150
B2 First & B2 First for Schools	USD 214	USD 247
C1 Advanced	USD 221	USD 259
C2 Proficiency	USD 229	USD 263

Inscripciones

Personalmente:

21 de Setiembre 2744
Lunes a viernes de 9 a 19hs
27107555 int. 123
intexams@dickens.edu.uy

Pago:

- Contado
- Crédito hasta en 6 pagos con Diners, Visa, Master, Oca, American Express, Cabal y PassCard

Transferencia o Depósito Bancario:

Cuenta Corriente BROU U\$D N° 001557194-00001

Una vez realizada la transferencia o Depósito Bancario se deberá enviar el comprobante y el formulario de inscripción al mail administracion@dickens.edu.uy

Online:

A través de nuestra web,
www.dickens.edu.uy/inscripciones

Pago:

- eBROU
- Crédito hasta en 6 pagos con Visa
- Redpagos
- Personalmente, en Dickens, y con opciones arriba mencionadas

Cambridge English Qualifications


Setiembre a Diciembre 2022 - Precios y Fechas

Pre A1 Starters, A1 Movers, A2 Flyers

Examen	Writing & Listening Fecha de examen escrito	Speaking Test Período ventana examen oral	Precio bonificado	Precio sin bonificar
--------	--	--	-------------------	----------------------

			22 de agosto al 16 de setiembre	17 al 27 de setiembre
Pre A1 Starters	Miércoles 23/11	Entre 5 días antes y 5 días después del examen escrito	USD 107	USD 132
A1 Movers	Miércoles 23/11		USD 117	USD 137
A2 Flyers	Miércoles 23/11		USD 127	USD 147

			22 de agosto al 16 de setiembre	17 al 27 de setiembre
Pre A1 Starters	Miércoles 07/12	Entre 5 días antes y 5 días después del examen escrito	USD 107	USD 132
A1 Movers	Miércoles 07/12		USD 117	USD 137
A2 Flyers	Miércoles 07/12		USD 127	USD 147



Por otras fechas dentro del calendario de Cambridge, comunicarse con nuestro Departamento de Exámenes Internacionales a intexams@dickens.edu.uy

A2 Key | B1 Preliminary


Examen	Writing & Listening Fecha de examen escrito	Speaking Test Período ventana examen oral	Precio bonificado	Precio sin bonificar
--------	--	--	-------------------	----------------------

			25 de julio al 12 de agosto	13 de agosto al 20 de agosto
A2 Key	Sábado 08/10	30/09 - 09/10	USD 155	USD 180
B1 Preliminary			USD 180	USD 200

			22 de agosto al 16 de setiembre	17 al 20 de setiembre
A2 Key	Sábado 12/11	04/11 - 13/11	USD 155	USD 180
B1 Preliminary			USD 180	USD 200

			22 de agosto al 16 de setiembre	17 al 27 de setiembre
A2 Key*	Viernes 02/12	25/11 - 04/12	USD 155	USD 180
B1 Preliminary*			USD 180	USD 200

Copa Mundial de Fútbol · Grupo H · Jornada 3 de 3



2/12/22
12:00

***ATENCIÓN:** la fecha de estos exámenes coincide con el partido de Uruguay vs Ghana (12hs). Si bien se desarrollará en la mañana, tengan en cuenta que algún atraso, demora o tiempo extra puede implicar coincidencia entre el examen y el desarrollo del partido, además del tiempo de traslado de cada uno, una vez finalizado el examen.



Por otras fechas dentro del calendario de Cambridge, comunicarse con nuestro Departamento de Exámenes Internacionales a intexams@dickens.edu.uy

A2 Key for Schools | B1 Preliminary for Schools

Examen	Writing & Listening Fecha de examen escrito	Speaking Test Período ventana examen oral	Precio bonificado	Precio sin bonificar
--------	--	--	-------------------	----------------------

			22 de agosto al 16 de setiembre	17 al 20 de setiembre
A2 Key for Schools	Sábado 12/11	05/11 - 14/11	USD 155	USD 180
B1 Preliminary for Schools	Sábado 26/11	19/11 - 28/11	USD 180	USD 200

			22 de agosto al 16 de setiembre	17 al 27 de setiembre
A2 Key for Schools	Sábado 10/12	03/12 - 12/12	USD 155	USD 180
B1 Preliminary for Schools	Viernes 16/12	10/12 - 19/12	USD 180	USD 200



Por otras fechas dentro del calendario de Cambridge, comunicarse con nuestro Departamento de Exámenes Internacionales a intexams@dickens.edu.uy

B2 First | B2 First for Schools

Examen	Writing & Listening Fecha de examen escrito	Speaking Test Período ventana examen oral	Precio bonificado	Precio sin bonificar
--------	--	--	-------------------	----------------------

			25 de julio al 12 de agosto	13 al 20 de agosto
B2 First	Sábado 08/10	30/09 - 09/10	USD 285	USD 330

			22 de agosto al 16 de setiembre	17 al 20 de setiembre
B2 First	Martes 29/11	25/11 - 04/12	USD 285	USD 330
B2 First for Schools	Martes 22/11	18/11 - 27/11	USD 285	USD 330

			22 de agosto al 16 de setiembre	17 al 27 de setiembre
B2 First	Sábado 10/12	02/12 - 11/12	USD 285	USD 330
B2 First for Schools	Sábado 03/12	18/11 - 04/12	USD 285	USD 330
	Sábado 17/12	09/12 - 18/12	USD 285	USD 330



Por otras fechas dentro del calendario de Cambridge, comunicarse con nuestro Departamento de Exámenes Internacionales a intexams@dickens.edu.uy

C1 Advanced & C2 Proficiency


Examen	Writing & Listening Fecha de examen escrito	Speaking Test Período ventana examen oral	Precio bonificado	Precio sin bonificar
--------	--	--	-------------------	----------------------

			27 de junio al 16 de julio	17 al 23 de julio
C1 Advanced	Sábado 10/09	02/09 - 11/09	USD 295	USD 345

			25 de julio al 12 de agosto	13 de agosto al 20 de agosto
C1 Advanced	Sábado 22/10	14/10 - 23/10	USD 295	USD 345

			22 de agosto al 16 de setiembre	17 al 20 de setiembre
C1 Advanced	Sábado 12/11	04/11 - 13/11	USD 295	USD 345
C1 Advanced	Miércoles 30/11	25/11 - 04/12	USD 295	USD 345

			22 de agosto al 16 de setiembre	17 al 27 de setiembre
C1 Advanced	Sábado 03/12	25/11 - 04/12	USD 295	USD 345
	Sábado 10/12	02/12 - 11/12		
C2 Proficiency	Sábado 26/11	18/11 - 27/11	USD 305	USD 350
	Jueves 01/12	25/11 - 04/12		




Por otras fechas dentro del calendario de Cambridge, comunicarse con nuestro Departamento de Exámenes Internacionales a intexams@dickens.edu.uy

B1 Business Preliminary, B2 Business Vantage & C1 Business Higher

Examen	Writing & Listening Fecha de examen escrito	Speaking Test Período ventana examen oral	Precio bonificado	Precio sin bonificar
--------	--	--	-------------------	----------------------

			22 de agosto al 16 de setiembre	17 al 20 de setiembre
B1 Business Preliminary	Sábado 26/11	18/11 - 27/11	USD 170	USD 200
B2 Business Vantage	Sábado 03/12	25/11 - 04/12	USD 285	USD 340
C1 Business Higher	Sábado 19/11	11/11 - 20/11	USD 295	USD 345



Por otras fechas dentro del calendario de Cambridge, comunicarse con nuestro Departamento de Exámenes Internacionales a intexams@dickens.edu.uy


TKT (All modules)

Examen	Fecha de examen
TKT	5 de noviembre

Precio bonificado por módulo (22 de agosto al 4 de setiembre)	Precio sin bonificar por módulo (5 al 11 de setiembre)
1 módulo: USD 105 2 módulos: USD 95 3 módulos: USD 85 4 módulos: USD 85 5 módulos: USD 85 (para módulos del mismo año)	1 módulo: u\$s125 2 módulos: u\$s115 3 módulos u\$s105 4 módulos u\$s105 5 módulos u\$s105 (para módulos del mismo año)

Información importante

- Los exámenes orales se realizarán dentro del período ventana autorizado por Cambridge English.
- Los días y horas en que se realicen quedarán sujetos a la disponibilidad de examinadores y la cantidad de alumnos inscriptos en cada nivel de examen.
- Los alumnos que decidan borrarse o modificar la fecha del examen deberán hacerlo durante el periodo de inscripción.



Habrà un descuento especial para quienes no aprobaron su examen en el período correspondiente al primer semestre del año 2022.
(No aplica a Business Preliminary, Vantage ni Higher)

Examen	Precio bonificado	Precio no bonificado
A2 Key & A2 Key for Schools	USD 116	USD 135
B1 Preliminary & B1 Preliminary for Schools	USD 135	USD 150
B2 First & B2 First for Schools	USD 214	USD 247
C1 Advanced	USD 221	USD 259
C2 Proficiency	USD 229	USD 263

Inscripciones

Personalmente:

21 de Setiembre 2744
Lunes a viernes de 9 a 19hs
27107555 int. 123
intexams@dickens.edu.uy

Pago:

- Contado
- Crédito hasta en 6 pagos con Diners, Visa, Master, Oca, American Express, Cabal y PassCard

Transferencia o Depósito Bancario:

Cuenta Corriente BROU U\$D N° 001557194-00001

Una vez realizada la transferencia o Depósito Bancario se deberá enviar el comprobante y el formulario de inscripción al mail administracion@dickens.edu.uy

Online:

A través de nuestra web,
www.dickens.edu.uy/inscripciones

Pago:

- eBROU
- Crédito hasta en 6 pagos con Visa
- Redpagos
- Personalmente, en Dickens, y con opciones arriba mencionadas



Useful 'bits & pieces' to use in your lessons



2 short films that work well with children and teens

Alike

This short film on how the system affects our creativity and imagination, the relationship between father and son, and the use of colour as a symbol for change and transformation, is the perfect introduction to a lively discussion or an opinion essay. Stop the film at regular intervals to analyse the characters' feelings and how these change throughout the film.



https://vimeo.com/194276412?embedded=true&source=vimeo_logo&owner=944467

ODE TO JOY



1. Tell students that you are going to test their powers of observation.
2. Tell them that they are going to see a video clip. Ask them to pay close attention to the details.
3. Play the clip once.
4. Ask students if they can recall the objects that they saw in the clip.
5. Write these on the board:

Beaker (the name of the Muppet)

A violin

A drum (or timpani)

A metronome

A glass of water

A lamp

6. Draw a grid on the board like this:

1	2	3
4	5	6

7. Use the grid to teach the following phrases:

“The top left square”

“The bottom left square”

“The bottom middle square”

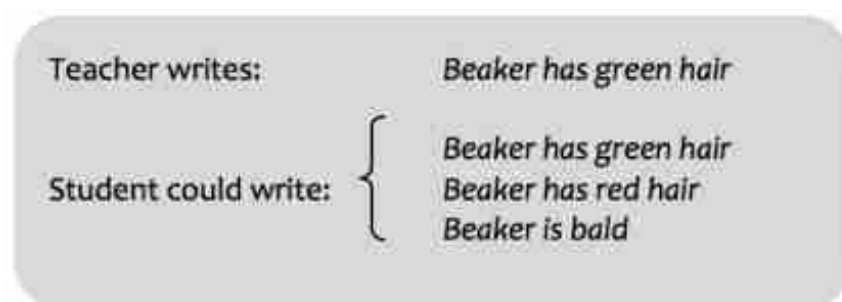
“The top middle square”

“The bottom right square”

“The top right square”

8. To do this, start by calling out phrases and asking individual students to identify the corresponding square numbers. Later, reverse the process – call out square numbers and ask individuals to identify them using the phrases.
9. Ask students if they would like to see the clip one more time before the observation test (they will almost certainly say yes).

10. Tell your students that you are going to write some sentences on the board. Tell them that some are true and some are false. If a student thinks that a sentence is true, he/she should copy it exactly as it is. If on the other hand the student thinks it is false, he/she should amend it accordingly. Demonstrate with the following example:



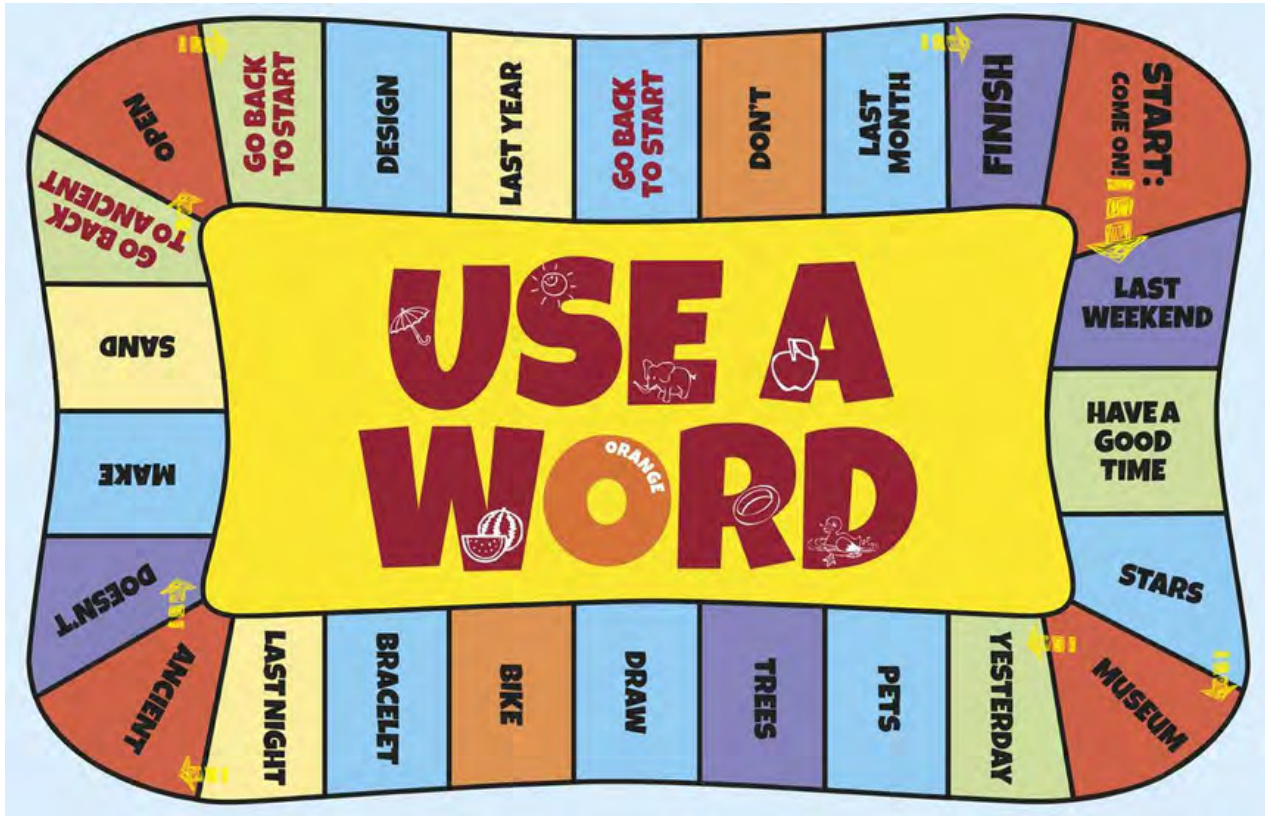
11. Write the following sentences on the board for your students to copy and amend:

*** Beaker first appears in the top middle square.**
*** He is wearing a shirt, a tie and a light brown coat.**
*** He doesn't have ears.**
*** He drinks from the glass of water.**
*** He plays the drum in the bottom right square.**
*** He plays the violin in the top right square.**
*** After the glass smashes, the music starts to get faster.**
*** The metronome catches fire.**
*** Beaker falls over when he gets hit on the head by a flying lamp.**
*** Beaker gets an electric shock in the bottom middle square.**

12. Let students pair up and compare their answers before doing feedback, paying attention to grammar and vocabulary.
13. Play the clip again and find out who got the most sentences right.

https://www.youtube.com/watch?v=xpcUxwpOQ_A&t=13s

2 BOARD GAMES that work well with children and teens



This is an excellent game for students to practice using English vocabulary productively and creatively in sentences. The teacher may wish to begin the game by reviewing difficult vocabulary. The teacher can also ask the students to provide some example sentences that one might use in the game before beginning.

INSTRUCTIONS

1. Have students (the players) sit in groups of 3–4.
2. Determine who goes first and progress clockwise or counter-clockwise.
3. Each player rolls the dice in turn.
4. In turns, the players move their game pieces along the path according to the number of spaces indicated by the dice.
5. Players then use the word on the space that they land on to create a sentence.
6. No player is allowed to repeat a sentence that has already been said.
7. The game continues until one or all players reach the 'Finish' space.

Name 3

This game provides students with an opportunity to be creative and stretch their vocabulary as they express their ideas about each topic. The teacher might want to remind students about the relative clause construction that can be used in the response: “Three places (that I’d like to go) are...”

INSTRUCTIONS

1. Have students (the players) sit in groups of 3–4.
2. Determine who goes first and progress clockwise or counter-clockwise.
3. Each player rolls the dice in turn.
4. On their turns, the players move their game pieces along the path according to the number of spaces indicated by the dice.
5. When players land on a space, they say three things according to the topic.
6. No player is allowed to repeat something that has already been said.
7. The game continues until one or all players reach the ‘Finish’ space.



PROFESORADO DE PORTUGUES

Nuestro Profesorado de Portugués como Lengua Extranjera forma docentes con poder de crítica, capaces de dominar métodos, técnicas pedagógicas y Tecnologías de la Información y Comunicación (TICs), permitiéndoles aplicar los conocimientos de portugués a los diferentes niveles de enseñanza, así como en diversos contextos.

Además de dominar las competencias comunicativas orales y escritas, aprenderán acerca de las pluralidades y manifestaciones culturales de los países de habla portuguesa, haciendo hincapié en la cultura brasileña.



Contacto: Coordinadora: Luciana Gaffrée – portugues@dickens.edu.uy

Brindamos apoyo académico a Instituciones, Colegios y Profesores que dictan clases de Portugués.

Ofrecemos:

- Selección de textos
- Material didáctico
- Evaluaciones bimestrales
- Exámenes y certificaciones nacionales e internacionales de la Universidad de Caxías do Sul
- Cursos y talleres para docentes
- ...y nuestro respaldo y acompañamiento para lograr las más altas metas académicas!






Universidade Federal do Rio Grande
Período de inscrição e preços dos exames



SERVICIO DE EVALUACIÓN Y CERTIFICACIÓN DE APRENDIZAJES DE PORTUGUÉS

- **Costo del examen de portugués Dickens año 2022: \$ 2.200**

PERÍODO DE INSCRIPCIÓN:

- 1er período: 19 de julio al 2 de setiembre de 2022
- 2do período: 9 de setiembre al 7 octubre 2022
- **Costo del examen de portugués FURG año 2022: U\$D 120**

PERÍODO DE INSCRIPCIÓN:

- 22 de agosto al 7 octubre 2022



Caso a situação sanitária não permita a realização de exames, a data dos mesmos será adiada até que sejam cumpridas as condições necessárias.

Inscrições

Pessoalmente:

Rua 21 de Setembro
Nº 2744
De segunda a sexta, das 9h
às 19h.

Pagamento:

- À vista, exclusivamente em dólares.
- A crédito, em até 6 parcelas, com Diners, Visa, Master, Oca e American Express.

Transferência ou Depósito Bancário:

Conta Corrente BROU U\$D Nº 001557194-00001

Uma vez realizada a transferência ou o Depósito Bancário, o estudante deverá enviar o comprovante e o formulário de inscrição para o e-mail **gustavo@dickens.edu.uy**

Online:

Pelo nosso site:

www.dickens.edu.uy/inscripciones

Pagamento:

- A crédito, em até 6 parcelas com Visa
- Via Redpagos
- Pessoalmente, na secretaria do Dickens, com as opções já mencionadas anteriormente

DICAS DE PORTUGUÊS

NÃO TROPECE NA LÍNGUA



Exercícios.....



Complete

PARTES DO CORPO HUMANO



Assistir ao vídeo 17 Coisas Sobre o Corpo Humano Que Vão Fazer Seu Queixo Cair
<https://www.youtube.com/watch?v=G6h4QYYkVyI>

JOGO DOS SETE ERROS





Courses, workshops, examinations arrangements in the provinces
camila@dickens.edu.uy

Accounts and payments:
gustavo@dickens.edu.uy

Enrolments, syllabuses, tests, certificates, examination arrangements in Montevideo: mariaines@dickens.edu.uy

Enrolments, syllabuses, tests, certificates:
asd@dickens.edu.uy

Academic support:
teresagallete@dickens.edu.uy

International examinations:
intexams@dickens.edu.uy

International examinations enrolment forms
administracion@dickens.edu.uy

International examinations academic support:
CERT TESOL & TYLEC Courses
veronicajara@dickens.edu.uy

English Courses
Cambridge International Certificate in Educational Leadership
karencapel@dickens.edu.uy

English Courses
elenam@dickens.edu.uy

Incompany Courses
lauramesa@dickens.edu.uy

Departamento De Portugues
portugues@dickens.edu.uy

Psychology Department:
gastonscarone@dickens.edu.uy

Marketing & Communication:
fsoto@dickens.edu.uy

Graphic design
grafico@dickens.edu.uy



HEAD OFFICE
21 de Setiembre 2744
Telefax: 2710 7555

ASD (Academic Support Department)
21 de Setiembre 2740
Telefax: 2711 9557

PUNTA GORDA BRANCH
Emilio Oribe 2048
Telefax: 2606 0406

MALVIN BRANCH
Orinoco 4927
Tel.: 2619 7236

E-mail: info@dickens.edu.uy
Web: www.dickens.edu.uy

